

Malta

Total population at 1 January 2012 by EUROSTAT: 403 737

Tuberculosis case notifications, 2012

Total number of cases	43
Notification rate per 100 000	10.7
New & relapses (lab+) number	41
New & relapses (lab+) notification rate per 100 000	10.2
Pulmonary of which smear-positive	31 (72.1%) 10 (32.3%)
Laboratory-confirmed TB cases	16 (37.2%)
Mean age of new native TB cases	73.2 years
Mean age of new foreign TB cases	24.9 years
Foreign origin of all TB cases	36 (83.7%)
New (not previously treated)	41 (95.3%)

Drug resistance surveillance & TB-HIV co-infection, 2012

Completeness of DRS data*	No
Completeness of HIV data**	Yes
Case-linked data reporting	Yes
Cases with DST results	14 (87.5%)
Cases resistant to isoniazid	0 (0.0%)
Cases resistant to rifampicin	0 (0.0%)
Estimated MDR N, (best-low-high)	0-0-0
MDR cases of which XDR cases	0 (0.0%) -
Cases resistant to ethambutol	0 (0.0%)
Cases resistant to streptomycin	3 (21.4%)
TB cases tested for HIV	42 (97.7%)
HIV-positive TB cases	4 (9.5%)

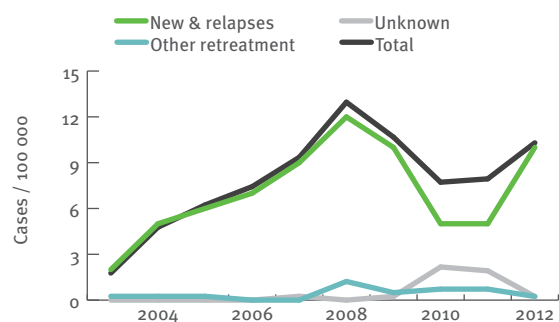
* National coverage 100% or culturing 90%, C+/All TB cases 50%, DST done for C+ 75%, EQA 95%
** More than 50% of TB cases tested for HIV.

Treatment outcome monitoring

Geographical coverage	National			
Outcome cohort	New laboratory confirmed pulmonary TB cases notified in 2011*		All MDR TB cases notified in 2010**	
Case-linked data reporting	Yes			
Notified in 2010	12		1	
Success	7 (58.3%)	0 (0.0%)	0 (0.0%)	0 (0.0%)
Died	0 (0.0%)	0 (0.0%)	0 (0.0%)	0 (0.0%)
Failed	0 (0.0%)	0 (0.0%)	0 (0.0%)	0 (0.0%)
Defaulted	1 (8.3%)	0 (0.0%)	0 (0.0%)	0 (0.0%)
Still on treatment	0 (0.0%)	0 (0.0%)	0 (0.0%)	0 (0.0%)
Lost to follow up	4 (33.3%)	1 (100.0%)	1 (100.0%)	0 (0.0%)

* Treatment outcome as presented is treatment outcome after 12 months.
** Treatment outcome as presented is treatment outcome after 24 months.

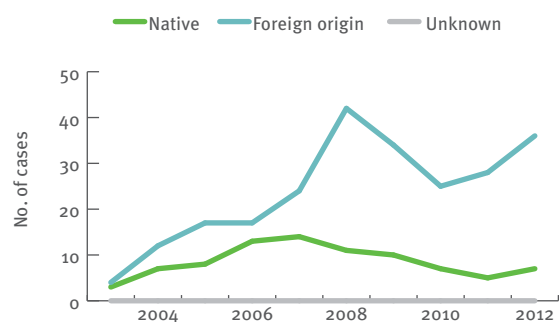
Tuberculosis notification rates by treatment history, 2003–2012



New TB cases - notification rates by age group, 2003–2012

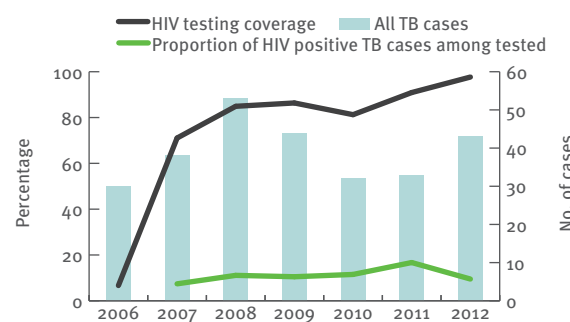


Tuberculosis cases by geographical origin, 2003–2012

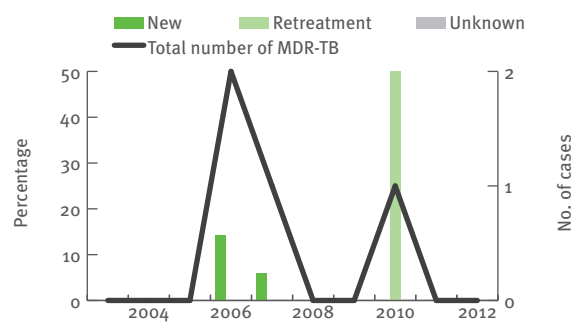


* By nationality for 2000–2006

TB-HIV co-infection, 2006–2012



MDR-TB cases by previous treatment history, 2003–2012



Treatment outcome, new pulmonary culture-positive cases, 2002–2011

