

Luxembourg

Total population at 1 January 2012 by EUROSTAT: 524 853

Tuberculosis case notifications, 2012

Total number of cases	45
Notification rate per 100 000	8.6
New & relapses (lab+) number	1
New & relapses (lab+) notification rate per 100 000	0.2
Pulmonary	38 (84.4%)
of which smear-positive	28 (73.7%)
Laboratory-confirmed TB cases	33 (73.3%)
Mean age of new native TB cases	-
Mean age of new foreign TB cases	-
Foreign origin of all TB cases	32 (71.1%)
New (not previously treated)	0 (0.0%)

Drug resistance surveillance & TB-HIV co-infection, 2012

Completeness of DRS data*	Yes
Completeness of HIV data**	Yes
Case-linked data reporting	Yes
Cases with DST results	29 (87.9%)
Cases resistant to isoniazid	0 (0.0%)
Cases resistant to rifampicin	0 (0.0%)
Estimated MDR N, (best-low-high)	0-0-1
MDR cases	0 (0.0%)
of which XDR cases	0 -
Cases resistant to ethambutol	0 (0.0%)
Cases resistant to streptomycin	1 (3.4%)
TB cases tested for HIV	44 (97.8%)
HIV-positive TB cases	1 (2.3%)

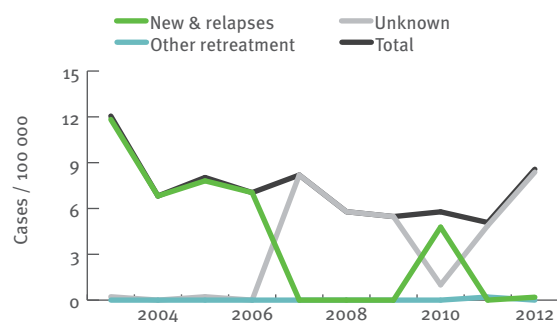
* National coverage 100% or culturing 90%, C+/All TB cases 50%, DST done for C+ 75%, EQA 95%

** More than 50% of TB cases tested for HIV.

Treatment outcome monitoring

Not available

Tuberculosis notification rates by treatment history, 2003–2012

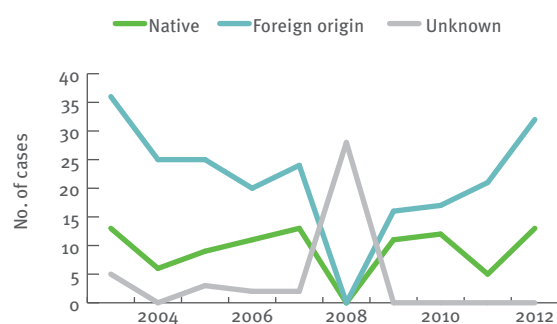


New TB cases - notification rates by age group, 2003–2012*

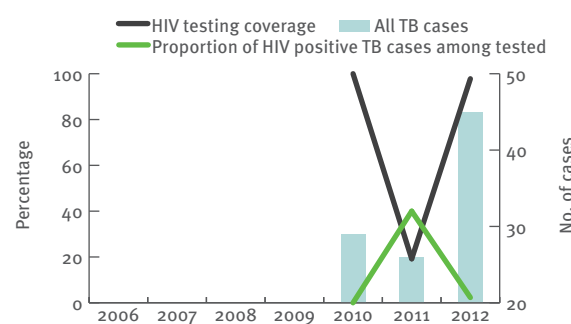


* No previous treatment history reported for 2007–2009

Tuberculosis cases by geographical origin, 2003–2012

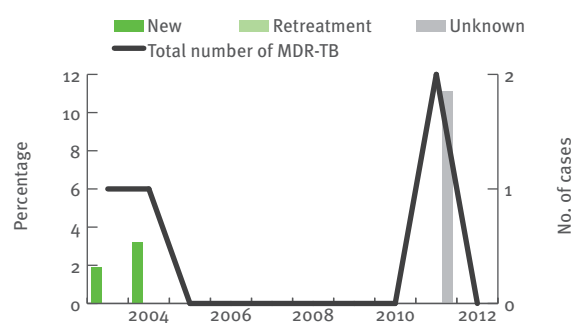


TB-HIV co-infection, 2006–2012*



* No data available for 2006–2009

MDR-TB cases by previous treatment history, 2003–2012



Treatment outcome, new pulmonary culture-positive cases, 2002–2011

Data not available