

Lithuania

Total population at 1 January 2012 by EUROSTAT: 3 007 387

Tuberculosis case notifications, 2012

Total number of cases	1781
Notification rate per 100 000	59.2
New & relapses (lab+) number	1639
New & relapses (lab+) notification rate per 100 000	54.5
Pulmonary of which smear-positive	1620 (91.0%) 1017 (62.8%)
Laboratory-confirmed TB cases	1368 (76.8%)
Mean age of new native TB cases	45.5 years
Mean age of new foreign TB cases	54.3 years
Foreign origin of all TB cases	41 (2.3%)
New (not previously treated)	1430 (80.3%)

Drug resistance surveillance & TB-HIV co-infection, 2012

Completeness of DRS data*	Yes
Completeness of HIV data**	No
Case-linked data reporting	Yes
Cases with DST results	1368 (100.0%)
Cases resistant to isoniazid	415 (30.3%)
Cases resistant to rifampicin	285 (20.8%)
Estimated MDR N, (best-low-high)	300-270-330
MDR cases	271 (19.8%)
of which XDR cases	52 (19.2%)
Cases resistant to ethambutol	178 (13.0%)
Cases resistant to streptomycin	390 (28.5%)
TB cases tested for HIV	1213 (68.1%)
HIV-positive TB cases	29 (2.4%)

* National coverage 100% or culturing 90%, C+/All TB cases 50%, DST done for C+ 75%, EQA 95%

** More than 50% of TB cases tested for HIV.

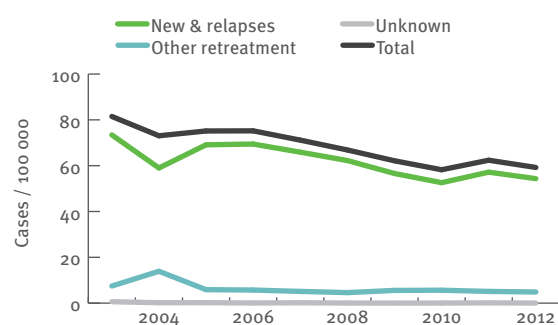
Treatment outcome monitoring

Geographical coverage	National			
Outcome cohort	New laboratory confirmed pulmonary TB cases notified in 2011*		All MDR TB cases notified in 2010**	
Case-linked data reporting	Yes			
Notified in 2010	1000		310	
Success	728	(72.8%)	91	(29.4%)
Died	111	(11.1%)	78	(25.2%)
Failed	9	(0.9%)	30	(9.7%)
Defaulted	80	(8.0%)	102	(32.9%)
Still on treatment	71	(7.1%)	4	(1.3%)
Lost to follow up	1	(0.1%)	5	(1.6%)

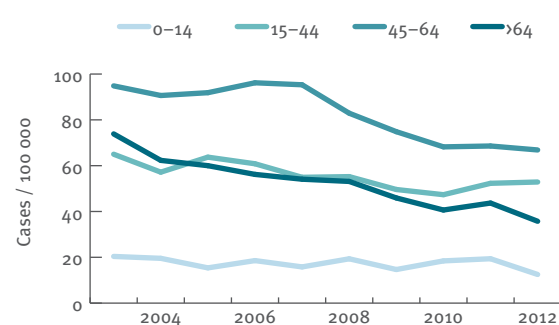
* Treatment outcome as presented is treatment outcome after 12 months.

** Treatment outcome as presented is treatment outcome after 24 months.

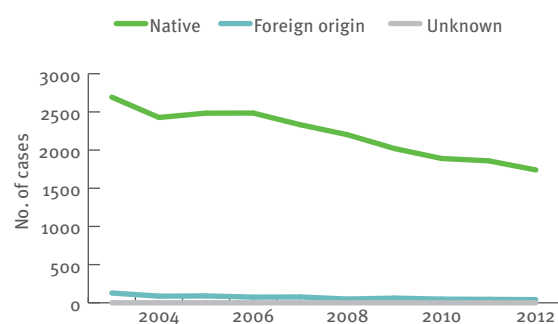
Tuberculosis notification rates by treatment history, 2003–2012



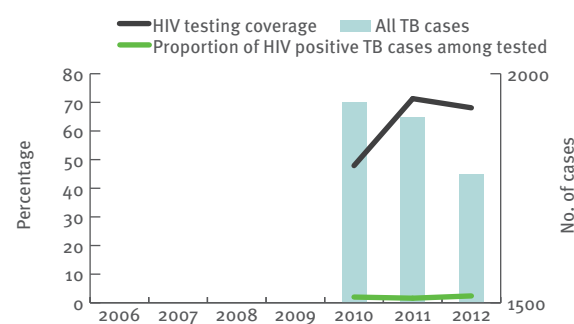
New TB cases - notification rates by age group, 2003–2012



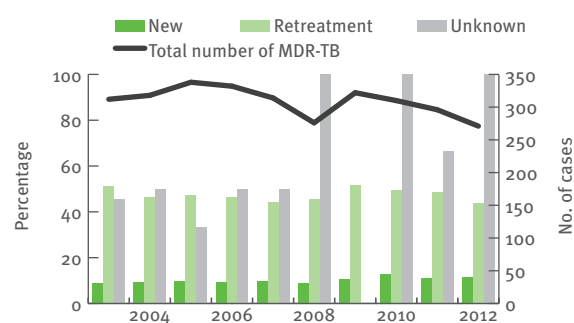
Tuberculosis cases by geographical origin, 2003–2012



TB-HIV co-infection, 2006–2012



MDR-TB cases by previous treatment history, 2003–2012



Treatment outcome, new pulmonary culture-positive cases, 2002–2011

