

Denmark

Total population at 1 January 2012 by EUROSTAT: 5 580 516

Tuberculosis case notifications, 2012

Total number of cases	389
Notification rate per 100 000	7.0
New & relapses (laboratory-confirmed) number	342
New & relapses (laboratory-confirmed) notification rate per 100 000	6.1
Pulmonary of which smear-positive	304 (78.1%) 130 (42.8%)
Laboratory-confirmed TB cases	301 (77.4%)
Mean age of new native TB cases	44.5 years
Mean age of new foreign TB cases	40.2 years
Foreign origin of all TB cases	236 (60.7%)
New (not previously treated)	342 (87.9%)

Drug resistance surveillance & TB-HIV co-infection, 2012

Completeness of DRS data*	Yes
Completeness of HIV data**	No
Case-linked data reporting	Yes
Cases with DST results	298 (99.0%)
Cases resistant to isoniazid	9 (3.0%)
Cases resistant to rifampicin	1 (0.3%)
Estimated MDR N, (best-low-high)	-
MDR cases	1 (0.3%)
of which XDR cases	0 (0.0%)
Cases resistant to ethambutol	1 (0.3%)
Cases resistant to streptomycin	1 (0.3%)
TB cases tested for HIV	10 (2.6%)
HIV-positive TB cases	10 (100.0%)

* National coverage 100% or culturing 90%, C+/All TB cases 50%, DST done for C+ 75%, EQA 95%

** More than 50% of TB cases tested for HIV.

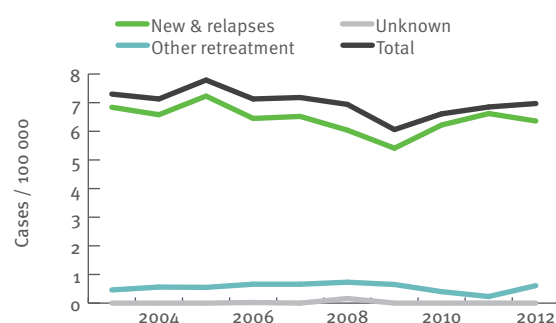
Treatment outcome monitoring

Geographical coverage	National			
Outcome cohort	New laboratory confirmed pulmonary TB cases notified in 2011*		All MDR TB cases notified in 2010**	
Case-linked data reporting	Yes			
Notified in 2010	219		2	
Success	133	(60.7%)	1	(50.0%)
Died	12	(5.5%)	1	(50.0%)
Failed	7	(3.2%)	0	(0.0%)
Defaulted	0	(0.0%)	0	(0.0%)
Still on treatment	6	(2.7%)	0	(0.0%)
Lost to follow up	61	(27.9%)	0	(0.0%)

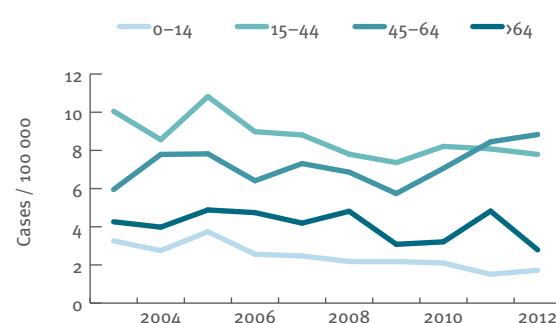
* Treatment outcome as presented is treatment outcome after 12 months.

** Treatment outcome as presented is treatment outcome after 24 months.

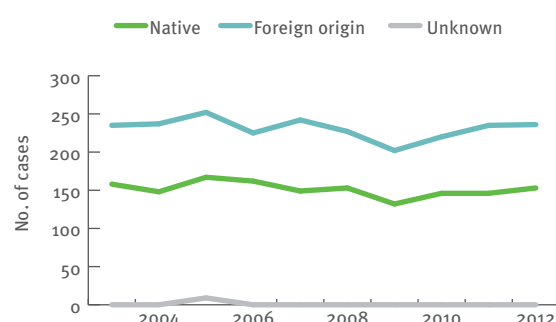
Tuberculosis notification rates by treatment history, 2003–2012



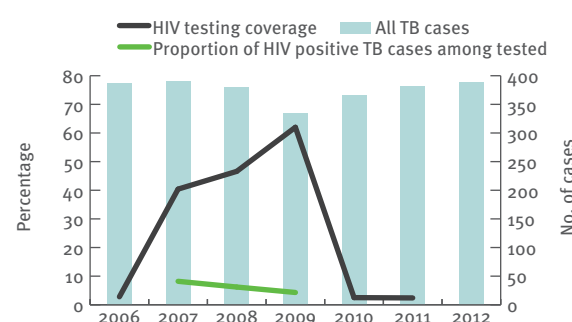
New TB cases - notification rates by age group, 2003–2012



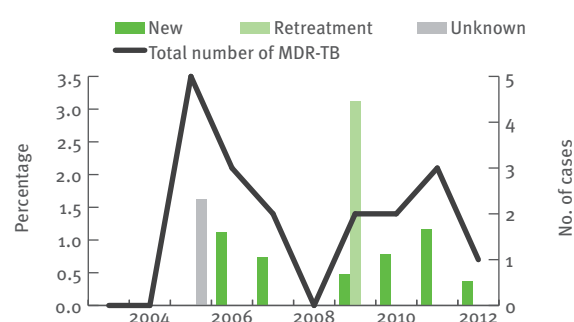
Tuberculosis cases by geographical origin, 2003–2012



TB-HIV co-infection, 2006–2012



MDR-TB cases by previous treatment history, 2003–2012



Treatment outcome, new pulmonary culture-positive cases, 2002–2011

