

Tuberculosis surveillance and monitoring in Europe 2017

Spain

Total population at 10th August 2016 by EUROSTAT: 46 449 565

Tuberculosis case notifications, 2015

Total number of cases	4 191
Notification rate per 100 000	9.0
New* & relapses	4 026
New* & relapses notification rate per 100 000	8.7
Pulmonary	3 132 (74.7%)
of which microscopy-positive	1 558 (49.7%)
of which laboratory confirmed	2 377 (75.9%)
Laboratory-confirmed TB cases	2 861 (68.3%)
Mean age of new native TB cases	50.0 years
Mean age of new foreign TB cases	36.7 years
Foreign origin of all TB cases	1 123 (26.8%)
New (not previously treated)	4 026 (96.1%)

* Cases with unknown previous treatment included in new cases.

Drug resistance surveillance & TB-HIV co-infection, 2015

Completeness of DRS data*	No
Completeness of HIV data**	Yes
Case-linked data reporting	Yes
Cases with DST results	898 (31.4%)
Estimated MDR N ₁ (best-low-high)	25-10-40
Pulmonary MDR TB cases notified	42 (1.8%)
of which XDR TB cases	1 (2.4%)
Notified MDR TB	42 (4.7%)
of which XDR TB cases	1 (2.4%)
TB cases tested for HIV	2 544 (60.7%)
HIV-positive TB cases	176 (6.9%)
of these on antiretroviral therapy	-

* National coverage 100% or culturing 90%, C+/All TB cases 50%, DST done for C+ 75%, EQA 95%.

** More than 50% of TB cases tested for HIV.

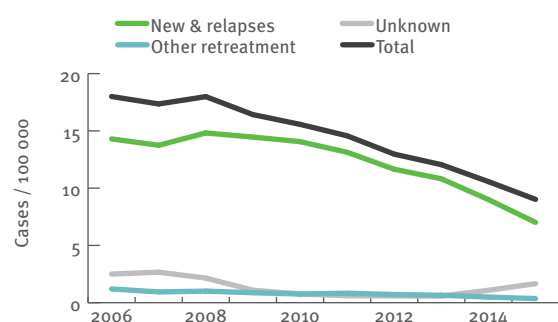
Treatment outcome monitoring

Geographical coverage	National			
Outcome cohort	New culture positive pulmonary TB cases notified in 2014*		All MDR TB cases notified in 2013**	
Case-linked data reporting	Yes			
Cases notified	2 337		34	
Success	1431	(61.2%)	–	–
Died	136	(5.8%)	–	–
Failed	1	(0.0%)	–	–
Lost to follow-up	23	(1.0%)	–	–
Still on treatment	54	(2.3%)	–	–
Not evaluated	692	(29.6%)	–	–

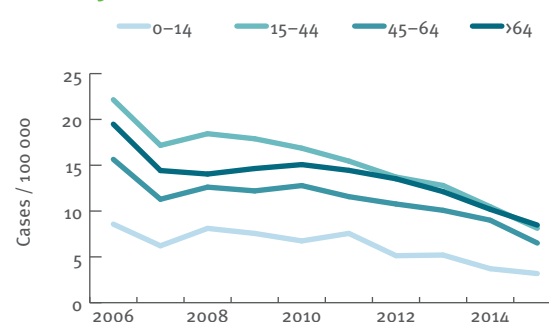
* Treatment outcome as presented is treatment outcome after 12 months.

** Treatment outcome as presented is treatment outcome after 24 months.

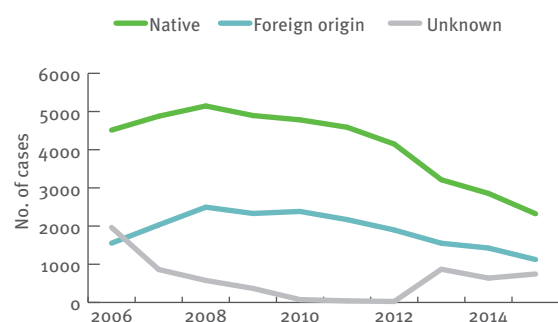
Tuberculosis notification rates by treatment history, 2006–2015



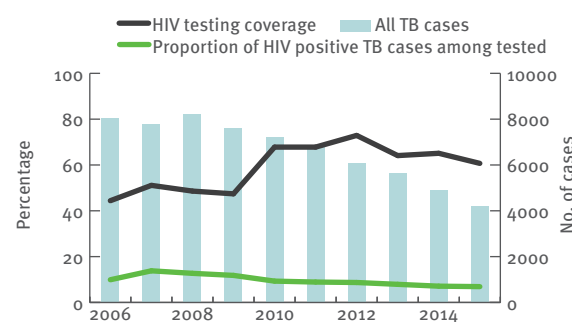
New and relapsed TB cases – notification rates by age group, 2006–2015



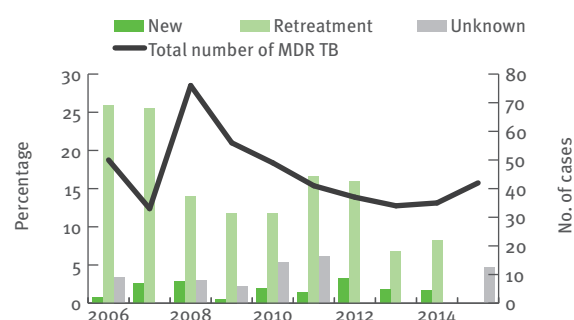
Tuberculosis cases by geographical origin, 2006–2015



TB-HIV co-infection, 2006–2015



MDR TB cases by previous treatment history, 2006–2015



Treatment outcome, new culture-confirmed pulmonary TB cases, 2005–2014

