

Tuberculosis surveillance and monitoring in Europe 2017

Slovakia

Total population at 10th August 2016 by EUROSTAT: 5 421 349

Tuberculosis case notifications, 2015

Total number of cases	317
Notification rate per 100 000	5.8
New* & relapses	308
New* & relapses notification rate per 100 000	5.7
Pulmonary	264 (83.3%)
of which microscopy-positive	105 (39.8%)
of which laboratory confirmed	155 (58.7%)
Laboratory-confirmed TB cases	158 (49.8%)
Mean age of new native TB cases	41.6 years
Mean age of new foreign TB cases	44.6 years
Foreign origin of all TB cases	11 (3.5%)
New (not previously treated)	284 (89.6%)

* Cases with unknown previous treatment included in new cases.

Drug resistance surveillance & TB-HIV co-infection, 2015

Completeness of DRS data*	No
Completeness of HIV data**	Yes
Case-linked data reporting	Yes
Cases with DST results	155 (98.1%)
Estimated MDR N ₁ (best-low-high)	1-0-3
Pulmonary MDR TB cases notified	2 (1.3%)
of which XDR TB cases	0 (0.0%)
Notified MDR TB	2 (1.3%)
of which XDR TB cases	0 (0.0%)
TB cases tested for HIV	201 (63.4%)
HIV-positive TB cases	0 (0.0%)
of these on antiretroviral therapy	- -

* National coverage 100% or culturing 90%, C+/All TB cases 50%, DST done for C+ 75%, EQA 95%.

** More than 50% of TB cases tested for HIV.

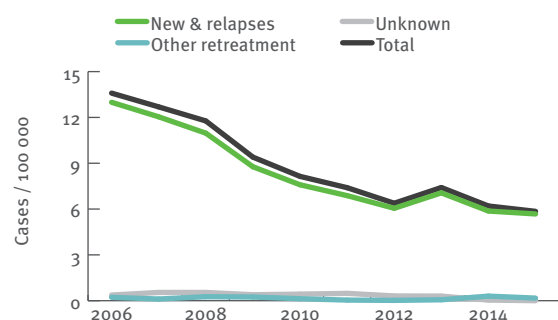
Treatment outcome monitoring

Geographical coverage	National	
Outcome cohort	New culture positive pulmonary TB cases notified in 2014*	All MDR TB cases notified in 2013**
Case-linked data reporting	Yes	
Cases notified	123	3
Success	103 (83.7%)	0 (0.0%)
Died	13 (10.6%)	3 (100.0%)
Failed	2 (1.6%)	0 (0.0%)
Lost to follow-up	1 (0.8%)	0 (0.0%)
Still on treatment	1 (0.8%)	0 (0.0%)
Not evaluated	3 (2.4%)	0 (0.0%)

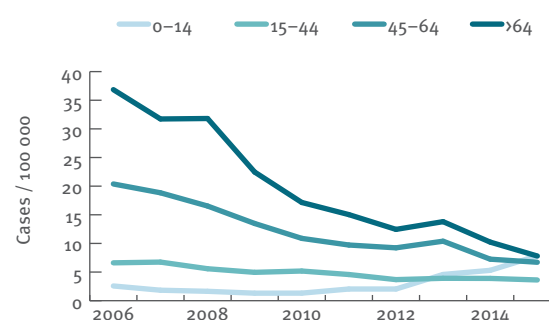
* Treatment outcome as presented is treatment outcome after 12 months.

** Treatment outcome as presented is treatment outcome after 24 months.

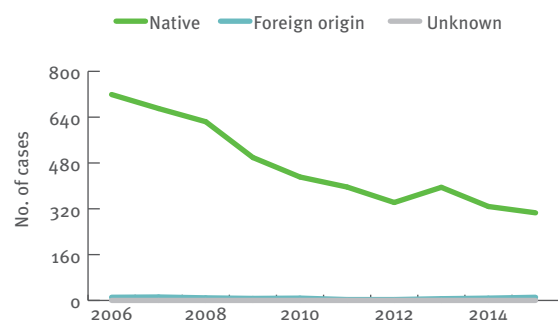
Tuberculosis notification rates by treatment history, 2006–2015



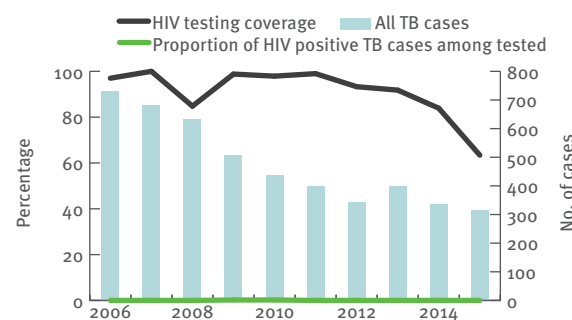
New and relapsed TB cases – notification rates by age group, 2006–2015



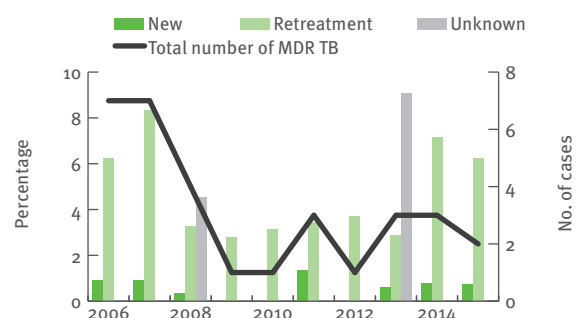
Tuberculosis cases by geographical origin, 2006–2015



TB-HIV co-infection, 2006–2015



MDR TB cases by previous treatment history, 2006–2015



Treatment outcome, new culture-confirmed pulmonary TB cases, 2005–2014

