

Tuberculosis surveillance and monitoring in Europe 2017

Luxembourg

Total population at 10th August 2016 by EUROSTAT: 562958

Tuberculosis case notifications, 2015

Total number of cases	30
Notification rate per 100 000	5.3
New* & relapses	30
New* & relapses notification rate per 100 000	5.3
Pulmonary	24 (80.0%)
of which microscopy-positive	12 (50.0%)
of which laboratory confirmed	20 (83.3%)
Laboratory-confirmed TB cases	24 (80.0%)
Mean age of new native TB cases	. years
Mean age of new foreign TB cases	. years
Foreign origin of all TB cases	20 (66.7%)
New (not previously treated)	30 (100.0%)

* Cases with unknown previous treatment included in new cases.

Drug resistance surveillance & TB-HIV co-infection, 2015

Completeness of DRS data*	Yes
Completeness of HIV data**	Yes
Case-linked data reporting	Yes
Cases with DST results	24 (100.0%)
Estimated MDR N, (best-low-high)	0-0-0
Pulmonary MDR TB cases notified	0 (0.0%)
of which XDR TB cases	0 -
Notified MDR TB	0 (0.0%)
of which XDR TB cases	0 -
TB cases tested for HIV	- -
HIV-positive TB cases	- -
of these on antiretroviral therapy	- -

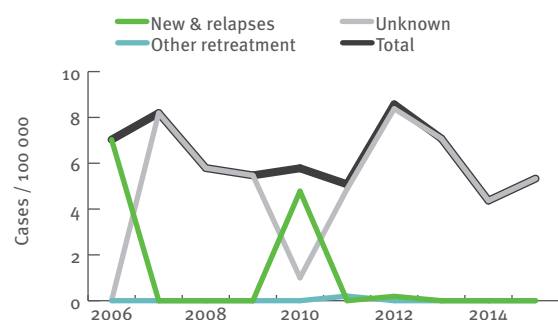
* National coverage 100% or culturing 90%, C+/All TB cases 50%, DST done for C+ 75%, EQA 95%.

** More than 50% of TB cases tested for HIV.

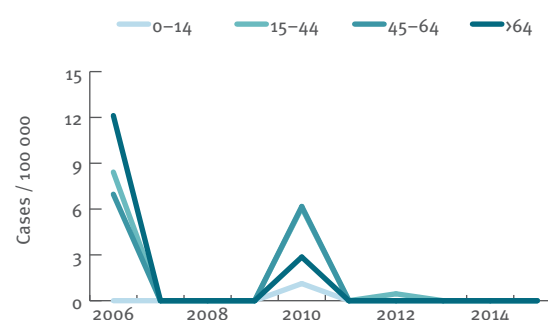
Treatment outcome monitoring

Data not available

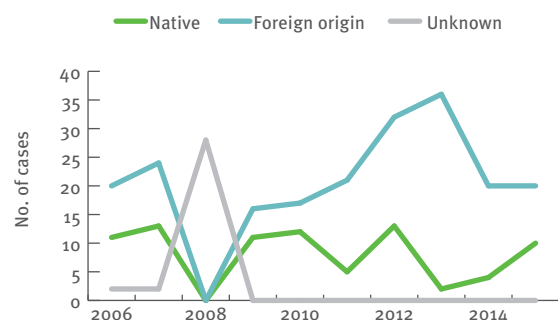
Tuberculosis notification rates by treatment history, 2006–2015



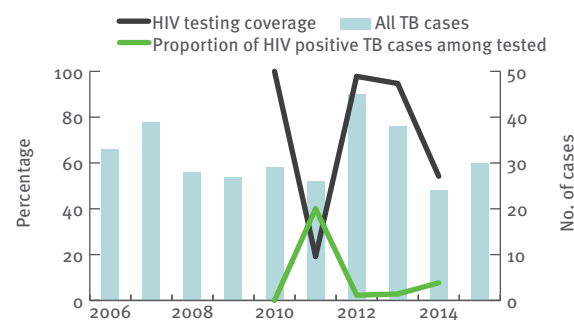
New and relapsed TB cases – notification rates by age group, 2006–2015



Tuberculosis cases by geographical origin, 2006–2015

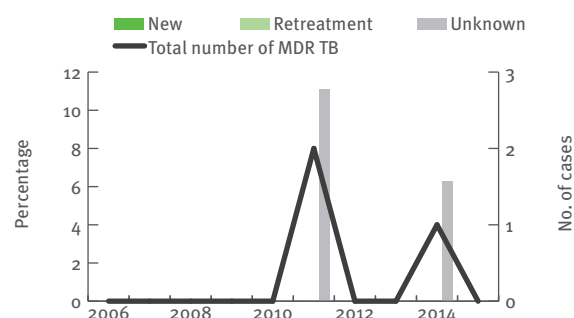


TB-HIV co-infection, 2006–2015*



* No data available for 2006–2009

MDR TB cases by previous treatment history, 2006–2015



Treatment outcome, new culture-confirmed pulmonary TB cases, 2005–2014

Data not available