

Tuberculosis surveillance and monitoring in Europe 2017

Greece

Total population at 10th August 2016 by EUROSTAT: 10 858 018

Tuberculosis case notifications, 2015

Total number of cases	482
Notification rate per 100 000	4.4
New* & relapses	438
New* & relapses notification rate per 100 000	4.0
Pulmonary	416 (86.3%)
of which microscopy-positive	255 (61.3%)
of which laboratory confirmed	269 (64.7%)
Laboratory-confirmed TB cases	305 (63.3%)
Mean age of new native TB cases	59.3 years
Mean age of new foreign TB cases	34.5 years
Foreign origin of all TB cases	189 (39.2%)
New (not previously treated)	438 (90.9%)

* Cases with unknown previous treatment included in new cases.

Drug resistance surveillance & TB-HIV co-infection, 2015

Completeness of DRS data*	No
Completeness of HIV data**	-
Case-linked data reporting	Yes
Cases with DST results	211 (69.2%)
Estimated MDR N, (best-low-high)	10-0-23
Pulmonary MDR TB cases notified	9 (4.7%)
of which XDR TB cases	0 -
Notified MDR TB	9 (4.3%)
of which XDR TB cases	0 -
TB cases tested for HIV	343 (71.2%)
HIV-positive TB cases	22 (6.4%)
of these on antiretroviral therapy	- -

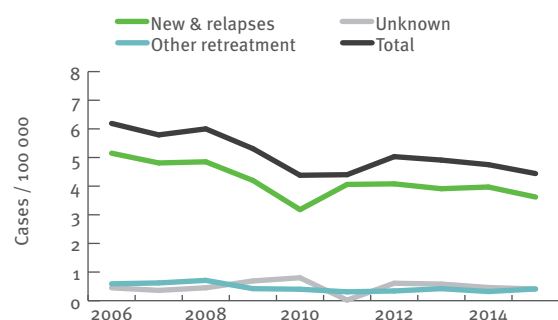
* National coverage 100% or culturing 90%, C+/All TB cases 50%, DST done for C+ 75%, EQA 95%.

** More than 50% of TB cases tested for HIV.

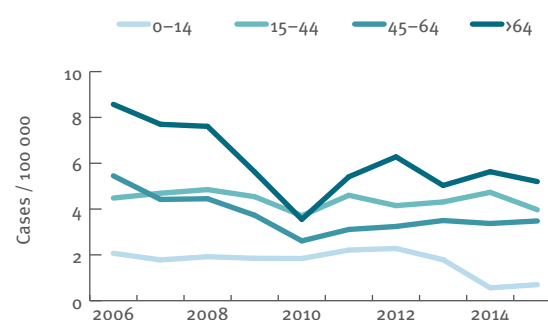
Treatment outcome monitoring

Data not available

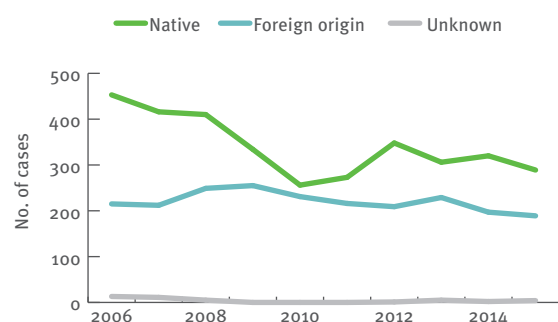
Tuberculosis notification rates by treatment history, 2006–2015



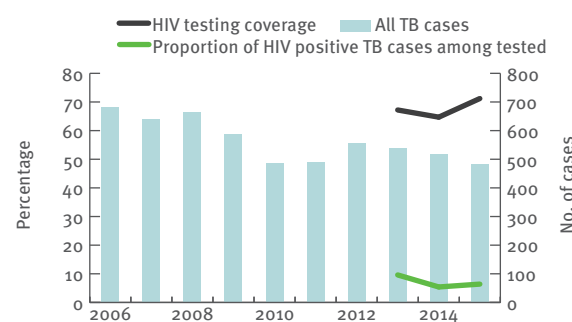
New and relapsed TB cases – notification rates by age group, 2006–2015



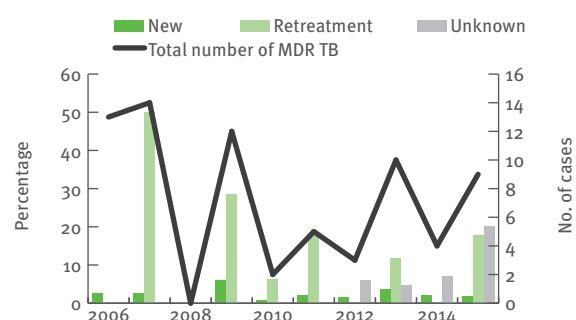
Tuberculosis cases by geographical origin, 2006–2015



TB-HIV co-infection, 2006–2015



MDR TB cases by previous treatment history, 2006–2015



Treatment outcome, new culture-confirmed pulmonary TB cases, 2005–2014

Data not available