

Tuberculosis surveillance and monitoring in Europe 2017

Cyprus

Total population at 10th August 2016 by EUROSTAT: 847 008

Tuberculosis case notifications, 2015

Total number of cases	63
Notification rate per 100 000	7.4
New* & relapses	63
New* & relapses notification rate per 100 000	7.4
Pulmonary	55 (87.3%)
of which microscopy-positive	23 (41.8%)
of which laboratory confirmed	40 (72.7%)
Laboratory-confirmed TB cases	42 (66.7%)
Mean age of new native TB cases	57.3 years
Mean age of new foreign TB cases	37.2 years
Foreign origin of all TB cases	52 (82.5%)
New (not previously treated)	56 (88.9%)

* Cases with unknown previous treatment included in new cases.

Drug resistance surveillance & TB-HIV co-infection, 2015

Completeness of DRS data*	Yes
Completeness of HIV data**	Yes
Case-linked data reporting	Yes
Cases with DST results	42 (100.0%)
Estimated MDR N, (best–low–high)	0–0–6
Pulmonary MDR TB cases notified	0 (0.0%)
of which XDR TB cases	0 –
Notified MDR TB	0 (0.0%)
of which XDR TB cases	0 –
TB cases tested for HIV	48 (76.2%)
HIV-positive TB cases	2 (4.2%)
of these on antiretroviral therapy	– –

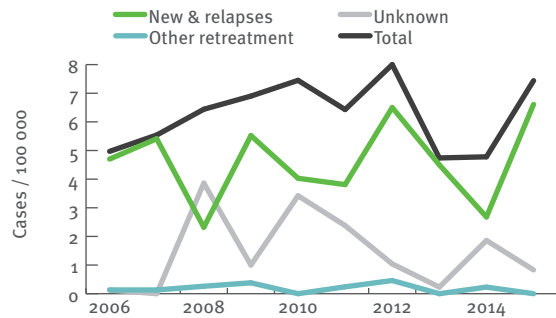
* National coverage 100% or culturing 90%, C+/All TB cases 50%, DST done for C+ 75%, EQA 95%.
** More than 50% of TB cases tested for HIV.

Treatment outcome monitoring

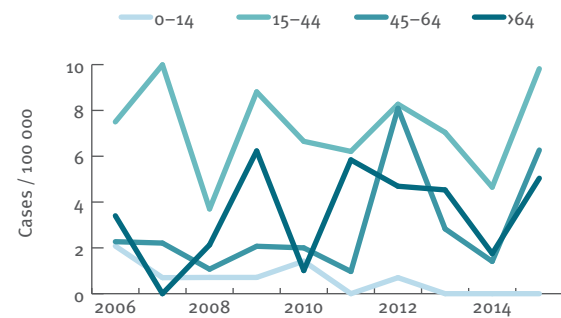
Geographical coverage	National		
Outcome cohort	New culture positive pulmonary TB cases notified in 2014*	All MDR TB cases notified in 2013**	
Case-linked data reporting	Yes		
Cases notified	17	1	
Success	10 (58.8%)	0 (0.0%)	0 (0.0%)
Died	1 (5.9%)	0 (0.0%)	0 (0.0%)
Failed	0 (0.0%)	0 (0.0%)	0 (0.0%)
Lost to follow-up	1 (5.9%)	0 (0.0%)	0 (0.0%)
Still on treatment	0 (0.0%)	0 (0.0%)	0 (0.0%)
Not evaluated	5 (29.4%)	1 (100.0%)	

* Treatment outcome as presented is treatment outcome after 12 months.
** Treatment outcome as presented is treatment outcome after 24 months.

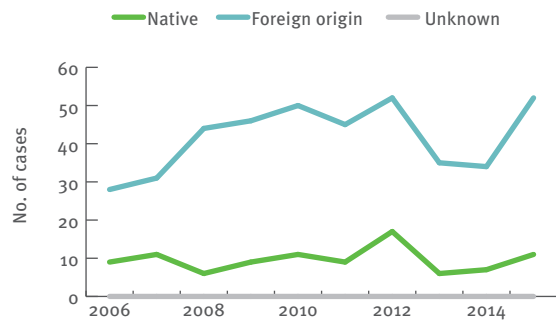
Tuberculosis notification rates by treatment history, 2006–2015



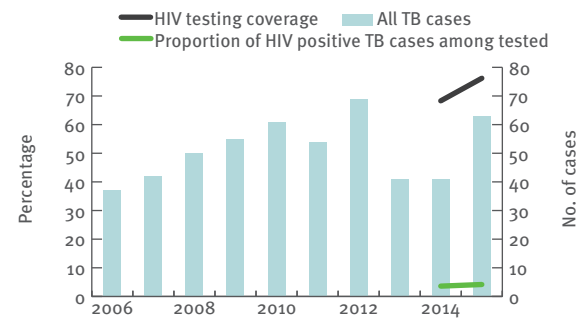
New and relapsed TB cases – notification rates by age group, 2006–2015



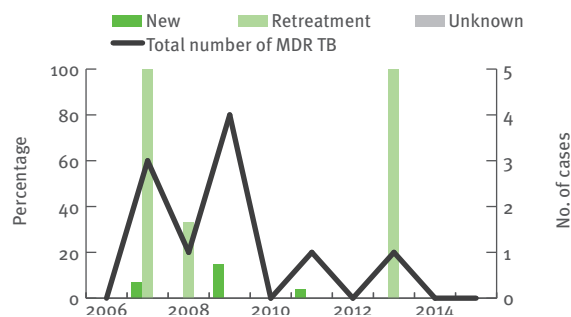
Tuberculosis cases by geographical origin, 2006–2015



TB-HIV co-infection, 2006–2015



MDR TB cases by previous treatment history, 2006–2015



Treatment outcome, new culture-confirmed pulmonary TB cases, 2005–2014

