

Tuberculosis surveillance and monitoring in Europe 2017

Bulgaria

Total population on 10 August 2016 by EUROSTAT: 7 202 198

Tuberculosis case notifications, 2015

Total number of cases	1660
Notification rate per 100 000	23.0
New* & relapses	1619
New* & relapses notification rate per 100 000	22.5
Pulmonary	1236 (74.5%)
of which microscopy-positive	649 (52.5%)
of which laboratory confirmed	771 (62.4%)
Laboratory-confirmed TB cases	782 (47.1%)
Mean age of new native TB cases	45.8 years
Mean age of new foreign TB cases	36.1 years
Foreign origin of all TB cases	10 (0.6%)
New (not previously treated)	1463 (88.1%)

* Cases with unknown previous treatment included in new cases.

Drug resistance surveillance & TB-HIV co-infection, 2015

Completeness of DRS data*	No
Completeness of HIV data**	Yes
Case-linked data reporting	Yes
Cases with DST results	674 (86.2%)
Estimated MDR N, (best–low–high)	80–60–99
Pulmonary MDR TB cases notified	23 (3.5%)
of which XDR TB cases	4 (19.0%)
Notified MDR TB	24 (3.6%)
of which XDR TB cases	4 (18.2%)
TB cases tested for HIV	1311 (79.0%)
HIV-positive TB cases	1 (0.1%)
of these on antiretroviral therapy	-

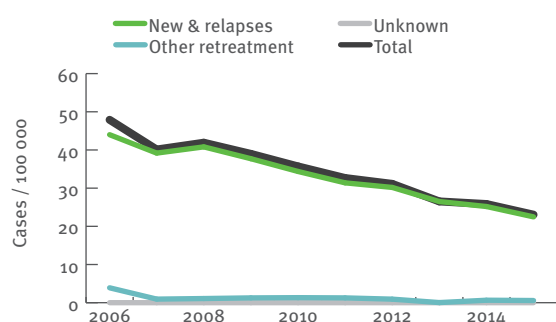
* National coverage 100% or culturing 90%, C+/All TB cases 50%, DST done for C+ 75%, EQA 95%.
** More than 50% of TB cases tested for HIV.

Treatment outcome monitoring

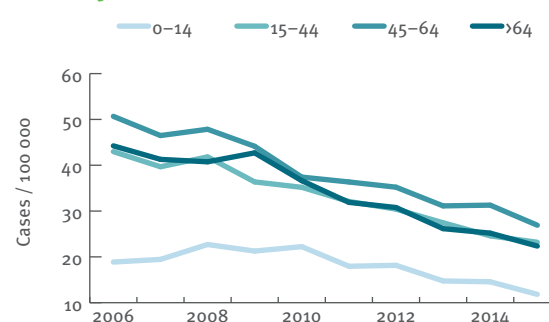
Geographical coverage	National	
Outcome cohort	New culture positive pulmonary TB cases notified in 2014*	All MDR TB cases notified in 2013**
Case-linked data reporting	Yes	
Cases notified	756	27
Success	642 (84.9%)	12 (44.4%)
Died	59 (7.8%)	4 (14.8%)
Failed	12 (1.6%)	3 (11.1%)
Lost to follow-up	32 (4.2%)	7 (25.9%)
Still on treatment	6 (0.8%)	1 (3.7%)
Not evaluated	5 (0.7%)	0 (0.0%)

* Treatment outcome as presented is treatment outcome after 12 months.
** Treatment outcome as presented is treatment outcome after 24 months.

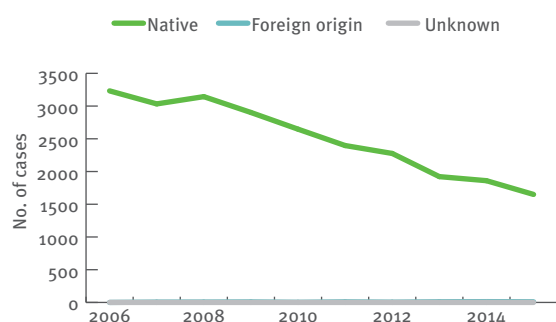
Tuberculosis notification rates by treatment history, 2006–2015



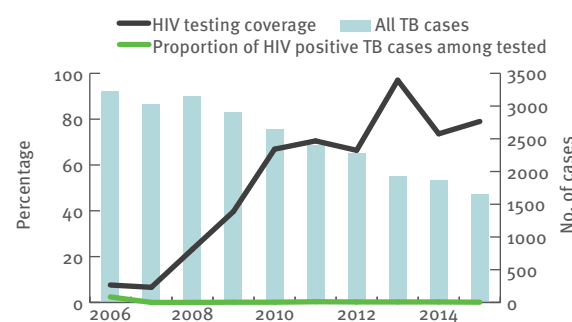
New and relapsed TB cases – notification rates by age group, 2006–2015



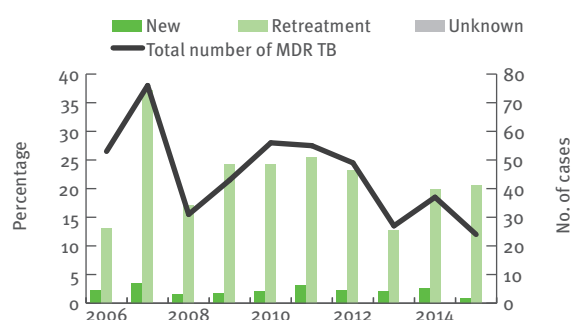
Tuberculosis cases by geographical origin, 2006–2015



TB-HIV co-infection, 2006–2015



MDR TB cases by previous treatment history, 2006–2015



Treatment outcome, new culture-confirmed pulmonary TB cases, 2005–2014*

