

Tuberculosis surveillance and monitoring in Europe 2016

Sweden

Total population on 1 January 2014 by EUROSTAT: 9 644 864

Tuberculosis case notifications, 2014

Total number of cases	670
Notification rate per 100 000	6.9
New* & relapses	635
New* & relapses notification rate per 100 000	6.6
Pulmonary	387 (57.8%)
of which microscopy-positive	125 (32.3%)
of which laboratory confirmed	323 (83.5%)
Laboratory-confirmed TB cases	528 (78.8%)
Mean age of new native TB cases	46.5 years
Mean age of new foreign TB cases	33.5 years
Foreign origin of all TB cases	615 (91.8%)
New (not previously treated)	627 (93.6%)

* Cases with unknown previous treatment included in new cases.

Drug resistance surveillance & TB-HIV co-infection, 2014

Completeness of DRS data*	Yes
Completeness of HIV data**	-
Case-linked data reporting	Yes
Cases with DST results	526 (99.6%)
Estimated MDR N, (best-low-high)	15-6-24
Pulmonary MDR cases	11 (3.4%)
of which XDR cases	1 (9.1%)
Notified MDR	15 (2.9%)
of which XDR cases	1 (6.7%)
TB cases tested for HIV	- -
HIV-positive TB cases	- -
of these on antiretroviral therapy	- -

* National coverage 100% or culturing 90%, C+/All TB cases 50%, DST done for C+ 75%, EQA 95%.

** More than 50% of TB cases tested for HIV.

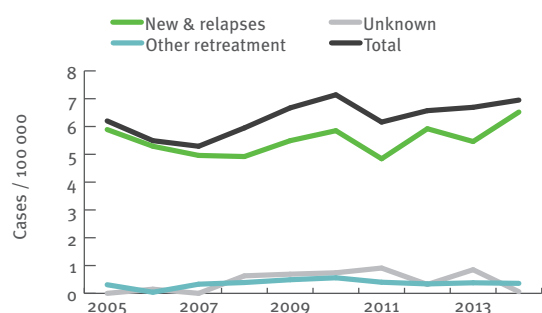
Treatment outcome monitoring

Geographical coverage	National	
Outcome cohort	New culture positive pulmonary TB cases notified in 2013*	All MDR TB cases notified in 2012**
Case-linked data reporting	Yes	
Cases notified	276	14
Success	240 (87.0%)	12 (85.7%)
Died	17 (6.2%)	0 (0.0%)
Failed	0 (0.0%)	1 (7.1%)
Lost to follow-up	5 (1.8%)	1 (7.1%)
Still on treatment	5 (1.8%)	0 (0.0%)
Not evaluated	9 (3.3%)	0 (0.0%)

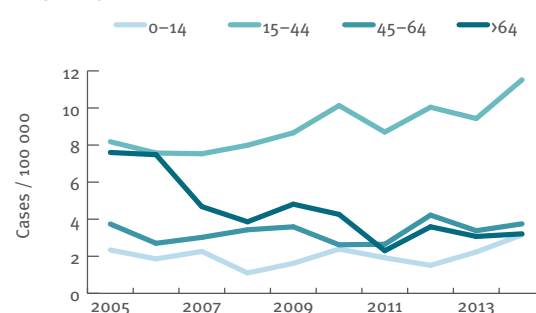
* Treatment outcome as presented is treatment outcome after 12 months.

** Treatment outcome as presented is treatment outcome after 24 months.

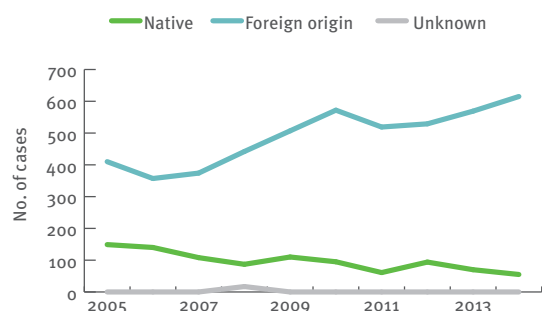
Tuberculosis notification rates by treatment history, 2005-2014



New and relapsed TB cases – notification rates by age group, 2005-2014



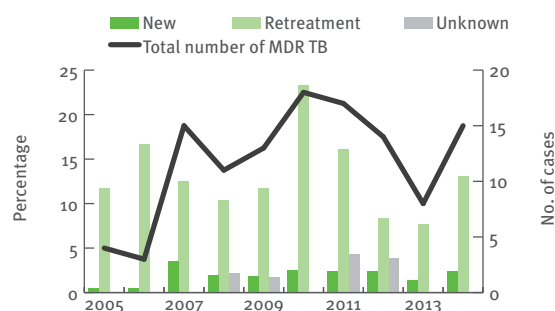
Tuberculosis cases by geographical origin, 2005-2014



TB-HIV co-infection, 2006-2014

Data not available

MDR TB cases by previous treatment history, 2005-2014



Treatment outcome, new culture-confirmed pulmonary TB cases, 2004-2013

