

Tuberculosis surveillance and monitoring in Europe 2016

Norway

Total population on 1 January 2014 by EUROSTAT: 5 107 970

Tuberculosis case notifications, 2014

Total number of cases	325
Notification rate per 100 000	6.4
New* & relapses	303
New* & relapses notification rate per 100 000	5.9
Pulmonary	212 (65.2%)
of which microscopy-positive	72 (34.0%)
of which laboratory confirmed	185 (87.3%)
Laboratory-confirmed TB cases	267 (82.2%)
Mean age of new native TB cases	47.3 years
Mean age of new foreign TB cases	32.3 years
Foreign origin of all TB cases	302 (92.9%)
New (not previously treated)	303 (93.2%)

* Cases with unknown previous treatment included in new cases.

Drug resistance surveillance & TB-HIV co-infection, 2014

Completeness of DRS data*	Yes
Completeness of HIV data**	Yes
Case-linked data reporting	Yes
Cases with DST results	264 (98.9%)
Estimated MDR N, (best–low–high)	7–14
Pulmonary MDR cases	8 (4.3%)
of which XDR cases	1 (12.5%)
Notified MDR	10 (3.8%)
of which XDR cases	1 (10.0%)
TB cases tested for HIV	259 (79.7%)
HIV-positive TB cases	16 (6.2%)
of these on antiretroviral therapy	- -

* National coverage 100% or culturing 90%, C+/All TB cases 50%, DST done for C+ 75%, EQA 95%.

** More than 50% of TB cases tested for HIV.

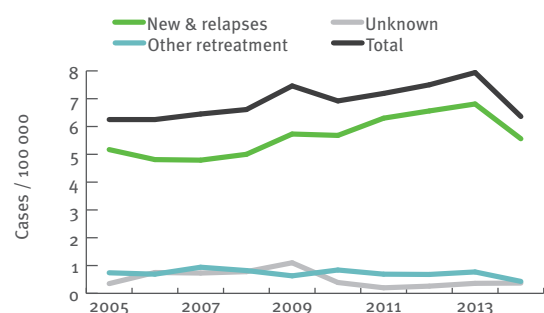
Treatment outcome monitoring

Geographical coverage	National		
Outcome cohort	New culture positive pulmonary TB cases notified in 2013*	All MDR TB cases notified in 2012**	
Case-linked data reporting	Yes		
Cases notified	182	6	
Success	154 (84.6%)	2	(33.3%)
Died	4 (2.2%)	0	(0.0%)
Failed	2 (1.1%)	0	(0.0%)
Lost to follow-up	4 (2.2%)	0	(0.0%)
Still on treatment	10 (5.5%)	2	(33.3%)
Not evaluated	8 (4.4%)	2	(33.3%)

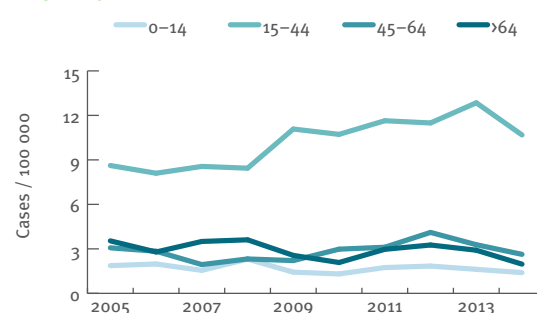
* Treatment outcome as presented is treatment outcome after 12 months.

** Treatment outcome as presented is treatment outcome after 24 months.

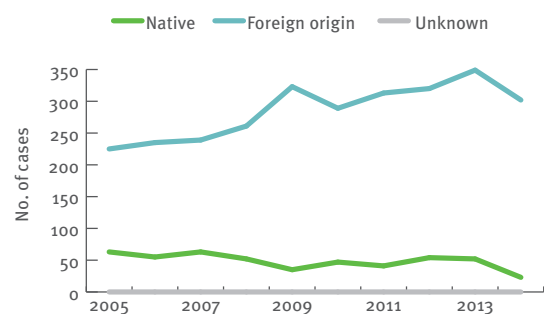
Tuberculosis notification rates by treatment history, 2005–2014



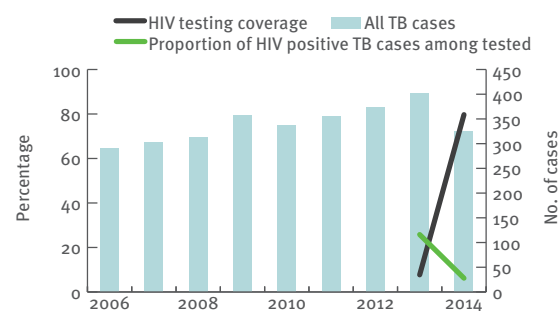
New and relapsed TB cases – notification rates by age group, 2005–2014



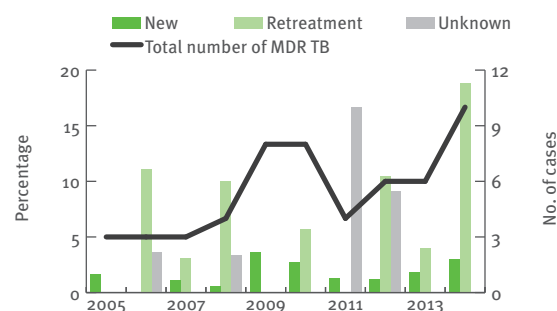
Tuberculosis cases by geographical origin, 2005–2014



TB-HIV co-infection, 2006–2014



MDR TB cases by previous treatment history, 2005–2014



Treatment outcome, new culture-confirmed pulmonary TB cases, 2004–2013

