

Tuberculosis surveillance and monitoring in Europe 2016

Italy

Total population on 1 January 2014 by EUROSTAT: 60782668

Tuberculosis case notifications, 2014

Total number of cases	-	-
Notification rate per 100 000	-	-
New* & relapses	-	-
New* & relapses notification rate per 100 000	-	-
Pulmonary	-	-
of which microscopy-positive	-	-
of which laboratory confirmed	2511	-
Laboratory-confirmed TB cases	-	-
Mean age of new native TB cases	-	years
Mean age of new foreign TB cases	-	years
Foreign origin of all TB cases	-	-
New (not previously treated)	-	-

* Cases with unknown previous treatment included in new cases.

Drug resistance surveillance & TB-HIV co-infection, 2014

Completeness of DRS data*	No	
Completeness of HIV data**	No	
Case-linked data reporting	No	
Cases with DST results	2511	–
Estimated MDR N, (best–low–high)	---	
Pulmonary MDR cases	78	(3.1%)
of which XDR cases	9	(11.5%)
Notified MDR	–	–
of which XDR cases	–	–
TB cases tested for HIV	–	–
HIV-positive TB cases	–	–
of these on antiretroviral therapy	–	–

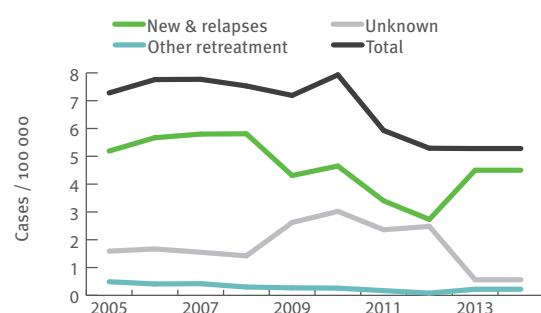
* National coverage 100% or culturing 90%, C+/All TB cases 50%, DST done for C+ 75%, EQA 95%.

** More than 50% of TB cases tested for HIV.

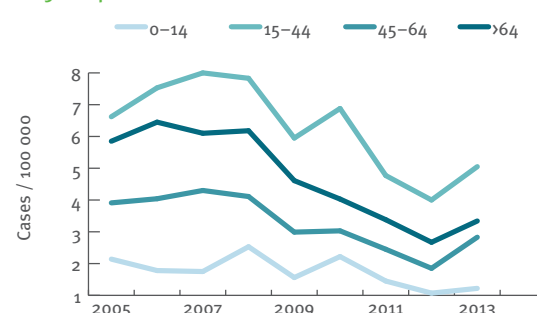
Treatment outcome monitoring

Data not available

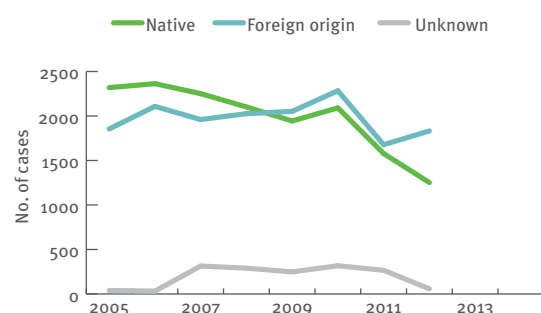
Tuberculosis notification rates by treatment history, 2005–2014



New and relapsed TB cases – notification rates by age group, 2005–2014



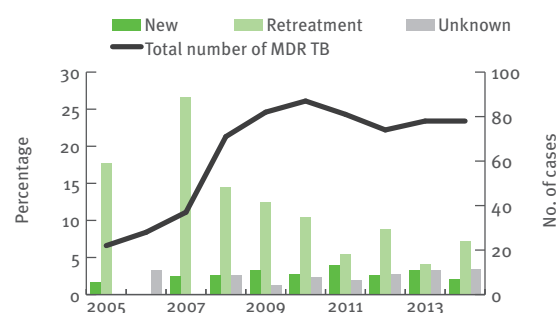
Tuberculosis cases by geographical origin, 2005–2014



TB-HIV co-infection, 2006–2014

Data not available

MDR TB cases by previous treatment history, 2005–2014



Treatment outcome, new culture-confirmed pulmonary TB cases, 2004–2013

Data not available