

Tuberculosis surveillance and monitoring in Europe 2016

Estonia

Total population on 1 January 2014 by EUROSTAT: 1315 819

Tuberculosis case notifications, 2014

Total number of cases	246
Notification rate per 100 000	18.7
New* & relapses	236
New* & relapses notification rate per 100 000	17.9
Pulmonary	231 (93.9%)
of which microscopy-positive	121 (52.4%)
of which laboratory confirmed	186 (80.5%)
Laboratory-confirmed TB cases	194 (78.9%)
Mean age of new native TB cases	47.0 years
Mean age of new foreign TB cases	54.6 years
Foreign origin of all TB cases	43 (17.5%)
New (not previously treated)	205 (83.3%)

* Cases with unknown previous treatment included in new cases.

Drug resistance surveillance & TB-HIV co-infection, 2014

Completeness of DRS data*	Yes
Completeness of HIV data**	Yes
Case-linked data reporting	Yes
Cases with DST results	190 (97.9%)
Estimated MDR N, (best–low–high)	62–48–75
Pulmonary MDR cases	48 (25.8%)
of which XDR cases	6 (12.5%)
Notified MDR	49 (25.8%)
of which XDR cases	6 (12.2%)
TB cases tested for HIV	238 (96.7%)
HIV-positive TB cases	24 (10.1%)
of these on antiretroviral therapy	19 (79.2%)

* National coverage 100% or culturing 90%, C+/All TB cases 50%, DST done for C+ 75%, EQA 95%.

** More than 50% of TB cases tested for HIV.

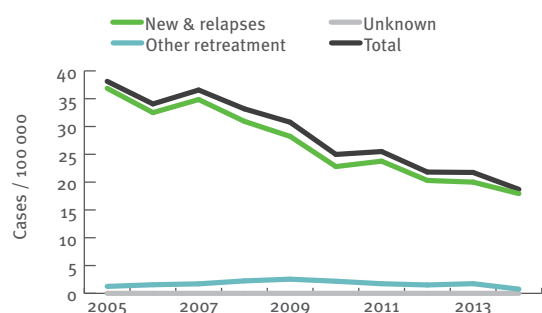
Treatment outcome monitoring

Geographical coverage	National	
Outcome cohort	New culture positive pulmonary TB cases notified in 2013*	All MDR TB cases notified in 2012**
Case-linked data reporting	Yes	
Cases notified	170	62
Success	125 (73.5%)	39 (62.9%)
Died	14 (8.2%)	13 (21.0%)
Failed	1 (0.6%)	0 (0.0%)
Lost to follow-up	6 (3.5%)	5 (8.1%)
Still on treatment	24 (14.1%)	5 (8.1%)
Not evaluated	0 (0.0%)	0 (0.0%)

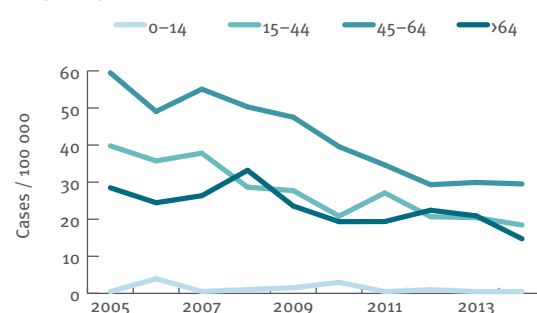
* Treatment outcome as presented is treatment outcome after 12 months.

** Treatment outcome as presented is treatment outcome after 24 months.

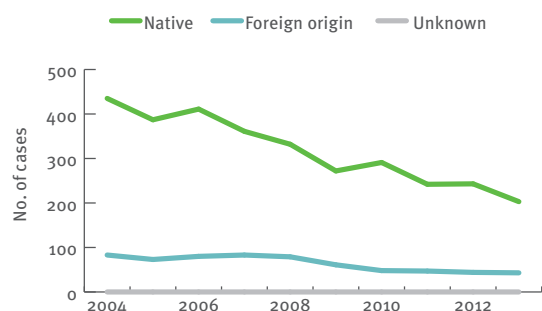
Tuberculosis notification rates by treatment history, 2005–2014



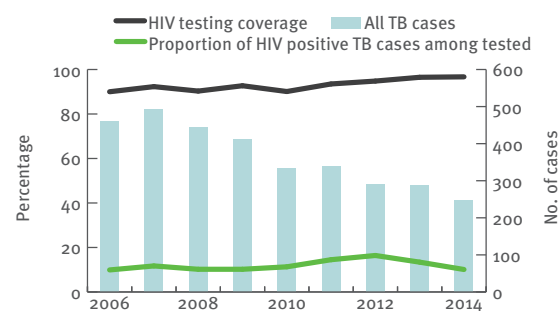
New and relapsed TB cases – notification rates by age group, 2005–2014



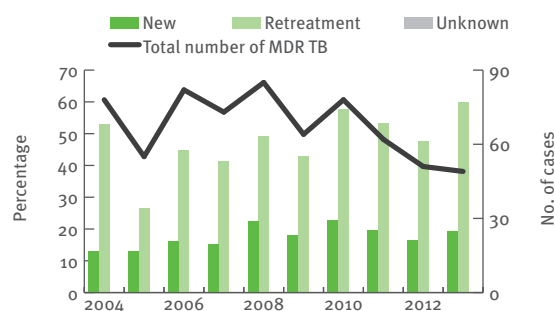
Tuberculosis cases by geographical origin, 2005–2014



TB-HIV co-infection, 2006–2014



MDR TB cases by previous treatment history, 2005–2014



Treatment outcome, new culture-confirmed pulmonary TB cases, 2004–2013

