

Tuberculosis surveillance and monitoring in Europe 2015

Spain

Total population at 1 January 2013 by EUROSTAT: 46 727 890

Tuberculosis case notifications, 2013

Total number of cases	5 539
Notification rate per 100 000	11.9
New* & relapses	5 244
New* & relapses notification rate per 100 000	11.2
Pulmonary	3 998 (72.2%)
of which smear-positive	2 047 (51.2%)
of which laboratory confirmed	2 976 (74.4%)
Laboratory-confirmed TB cases	3 631 (65.6%)
Mean age of new native TB cases	48.0 years
Mean age of new foreign TB cases	34.9 years
Foreign origin of all TB cases	1 755 (31.7%)
New (not previously treated)	5 244 (94.7%)

* Cases with unknown previous treatment included as new cases.

Drug resistance surveillance & TB-HIV co-infection, 2013

Completeness of DRS data*	No
Completeness of HIV data**	Yes
Case-linked data reporting	No
Cases with DST results	1 561 (43.0%)
Estimated MDR N, (best-low-high)	29-12-47
Pulmonary MDR cases	34 (1.1%)
of which XDR cases	2 (5.9%)
All MDR cases	-
of which XDR cases	-
TB cases tested for HIV	4 069 (73.5%)
HIV-positive TB cases	273 (6.7%)
of these on antiretroviral therapy	-

* National coverage 100% or culturing 90%, C+/All TB cases 50%, DST done for C+ 75%, EQA 95%

** More than 50% of TB cases tested for HIV.

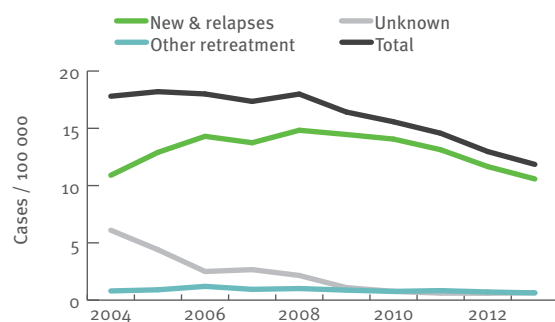
Treatment outcome monitoring

Geographical coverage	National	
Outcome cohort	New culture positive pulmonary TB cases notified in 2012*	All MDR TB cases notified in 2011**
Case-linked data reporting	Yes	
Cases notified	2 975	41
Success	2 169 (72.9%)	-
Died	198 (6.7%)	-
Failed	4 (0.1%)	-
Lost to follow up	39 (1.3%)	-
Still on treatment	31 (1.0%)	-
Not evaluated	534 (17.9%)	-

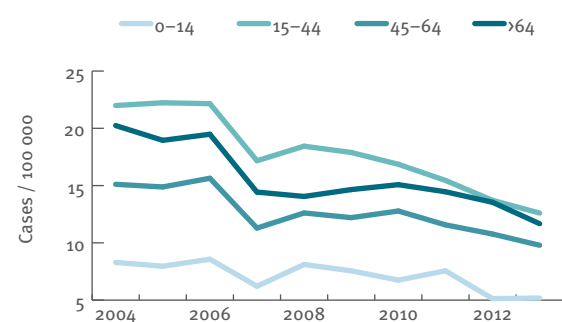
* Treatment outcome as presented is treatment outcome after 12 months.

** Treatment outcome as presented is treatment outcome after 24 months.

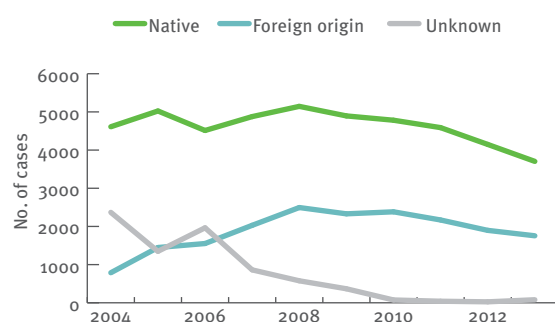
Tuberculosis notification rates by treatment history, 2004–2013



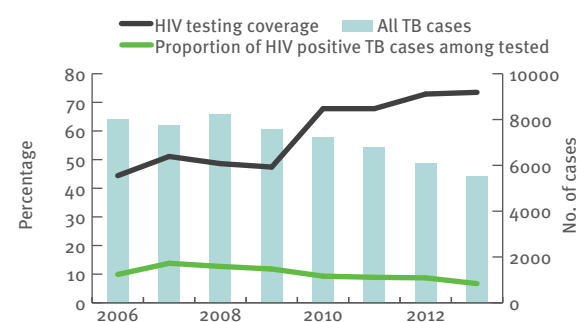
New TB cases and relapses - notification rates by age group, 2004–2013



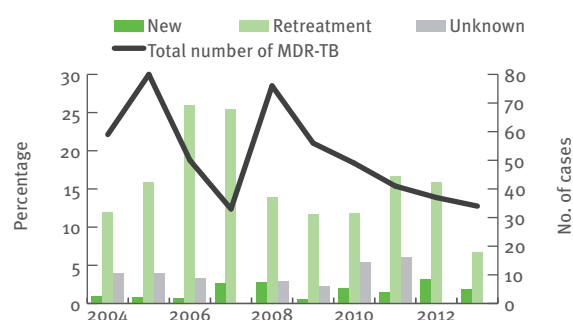
Tuberculosis cases by geographical origin, 2004–2013



TB-HIV co-infection, 2006–2013



MDR TB cases by previous treatment history, 2004–2013



Treatment outcome, new pulmonary culture-positive cases, 2003–2012

