

Tuberculosis surveillance and monitoring in Europe 2015

Ireland

Total population at 1 January 2013 by EUROSTAT: 4 591 087

Tuberculosis case notifications, 2013

Total number of cases	384
Notification rate per 100 000	8.4
New* & relapses	356
New* & relapses notification rate per 100 000	7.8
Pulmonary	253 (65.9%)
of which smear-positive	129 (51.0%)
of which laboratory confirmed	206 (81.4%)
Laboratory-confirmed TB cases	282 (73.4%)
Mean age of new native TB cases	43.3 years
Mean age of new foreign TB cases	36.4 years
Foreign origin of all TB cases	171 (44.5%)
New (not previously treated)	356 (92.7%)

* Cases with unknown previous treatment included as new cases.

Drug resistance surveillance & TB-HIV co-infection, 2013

Completeness of DRS data*	Yes
Completeness of HIV data**	No
Case-linked data reporting	Yes
Cases with DST results	270 (95.7%)
Estimated MDR N, (best-low-high)	4-0-8
Pulmonary MDR cases	4 (2.0%)
of which XDR cases	1 (25.0%)
All MDR cases	4 (1.5%)
of which XDR cases	1 (25.0%)
TB cases tested for HIV	103 (26.8%)
HIV-positive TB cases	8 (7.8%)
of these on antiretroviral therapy	4 (50.0%)

* National coverage 100% or culturing 90%, C+/All TB cases 50%, DST done for C+ 75%, EQA 95%

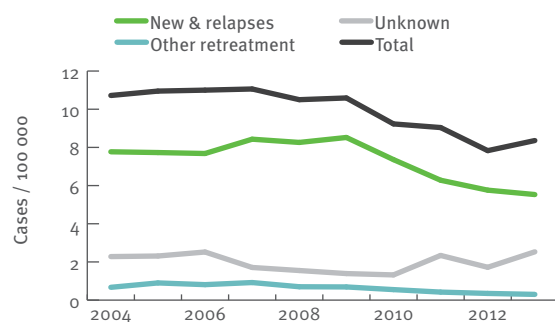
** More than 50% of TB cases tested for HIV.

Treatment outcome monitoring

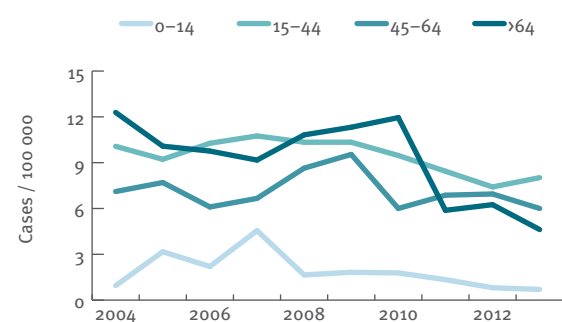
Geographical coverage	National	
	New culture positive pulmonary TB cases notified in 2012*	All MDR TB cases notified in 2011**
Outcome cohort		
Case-linked data reporting	Yes	
Cases notified	158	3
Success	107 (67.7%)	1 (33.3%)
Died	4 (2.5%)	0 (0.0%)
Failed	0 (0.0%)	0 (0.0%)
Lost to follow up	2 (1.3%)	0 (0.0%)
Still on treatment	12 (7.6%)	0 (0.0%)
Not evaluated	33 (20.9%)	2 (66.7%)

* Treatment outcome as presented is treatment outcome after 12 months.
** Treatment outcome as presented is treatment outcome after 24 months.

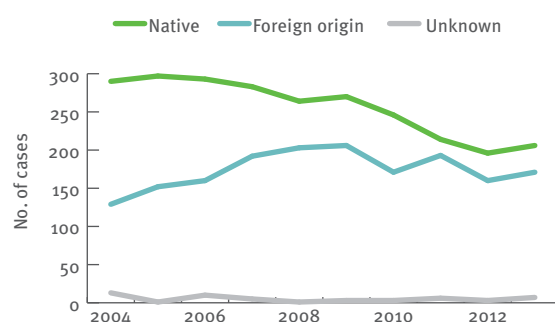
Tuberculosis notification rates by treatment history, 2004–2013



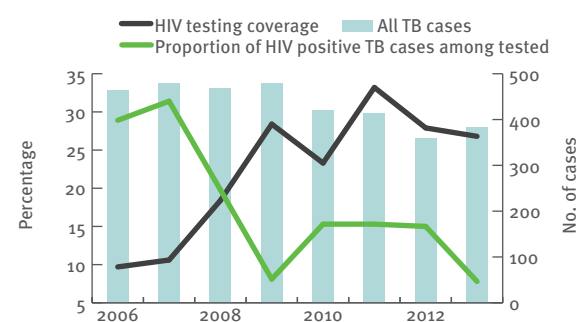
New TB cases and relapses - notification rates by age group, 2004–2013



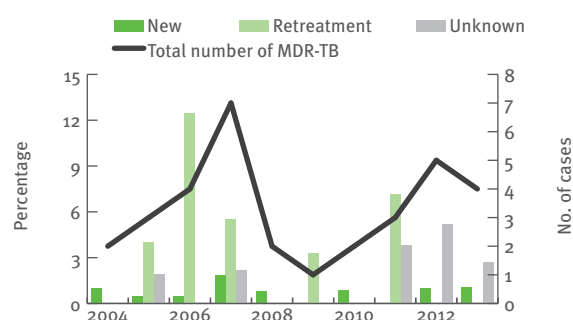
Tuberculosis cases by geographical origin, 2004–2013



TB-HIV co-infection, 2006–2013



MDR TB cases by previous treatment history, 2004–2013



Treatment outcome, new pulmonary culture-positive cases, 2003–2012

