

Tuberculosis surveillance and monitoring in Europe 2015

Greece

Total population at 1 January 2013 by EUROSTAT: 11 062 508

Tuberculosis case notifications, 2013

Total number of cases	540
Notification rate per 100 000	4.9
New* & relapses	494
New* & relapses notification rate per 100 000	4.5
Pulmonary	456 (84.4%)
of which smear-positive	294 (64.5%)
of which laboratory confirmed	298 (65.4%)
Laboratory-confirmed TB cases	339 (62.8%)
Mean age of new native TB cases	57.7 years
Mean age of new foreign TB cases	31.3 years
Foreign origin of all TB cases	229 (42.4%)
New (not previously treated)	494 (91.5%)

* Cases with unknown previous treatment included as new cases.

Drug resistance surveillance & TB-HIV co-infection, 2013

Completeness of DRS data*	No
Completeness of HIV data**	Yes
Case-linked data reporting	Yes
Cases with DST results	233 (68.7%)
Estimated MDR N, (best-low-high)	10-0-25
Pulmonary MDR cases	10 (4.8%)
of which XDR cases	0 (0.0%)
All MDR cases	10 (4.3%)
of which XDR cases	0 (0.0%)
TB cases tested for HIV	363 (67.2%)
HIV-positive TB cases	35 (9.6%)
of these on antiretroviral therapy	26 (74.3%)

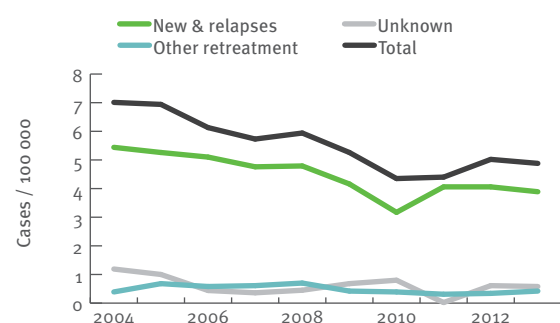
* National coverage 100% or culturing 90%, C+/All TB cases 50%, DST done for C+ 75%, EQA 95%

** More than 50% of TB cases tested for HIV.

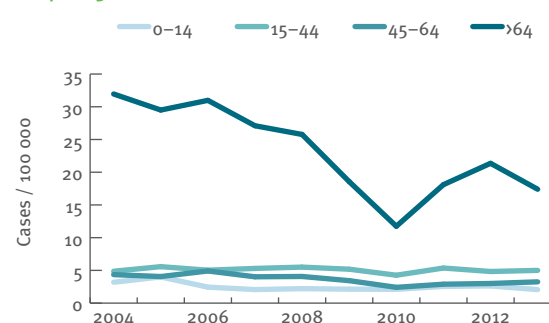
Treatment outcome monitoring

Data not available

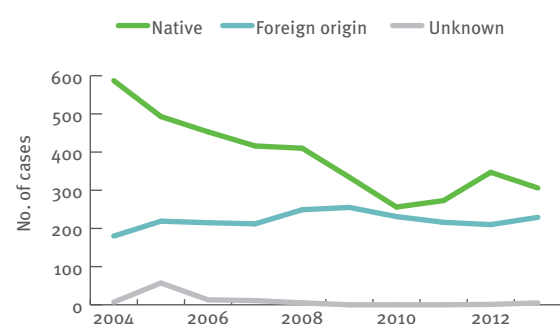
Tuberculosis notification rates by treatment history, 2004–2013



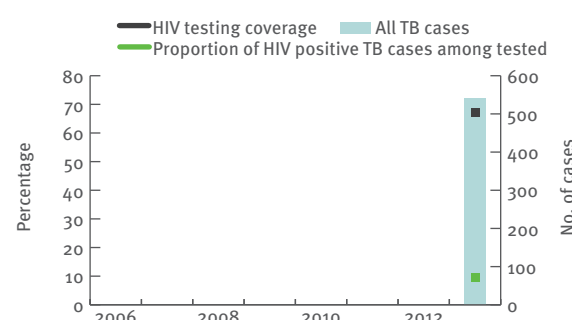
New TB cases and relapses - notification rates by age group, 2004–2013



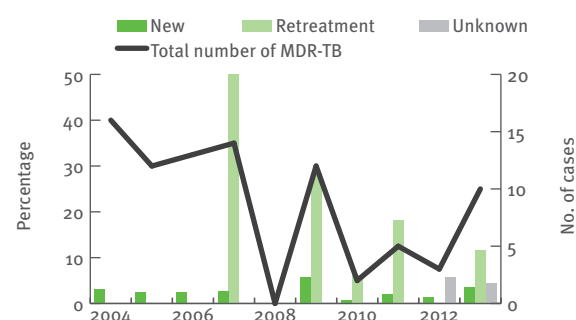
Tuberculosis cases by geographical origin, 2004–2013



TB-HIV co-infection, 2006–2013



MDR TB cases by previous treatment history, 2004–2013



Treatment outcome, new pulmonary culture-positive cases, 2003–2012

Data not available