

Tuberculosis surveillance and monitoring in Europe 2017

Italy

Total population at 10th August 2016 by EUROSTAT: 60795 612

Tuberculosis case notifications, 2015

Total number of cases	3769
Notification rate per 100 000	6.2
New* & relapses	3476
New* & relapses notification rate per 100 000	5.7
Pulmonary	2732 (72.5%)
of which microscopy-positive	1233 (45.1%)
of which laboratory confirmed	890 (32.6%)
Laboratory-confirmed TB cases	2609 (69.2%)
Mean age of new native TB cases	53.7 years
Mean age of new foreign TB cases	35.7 years
Foreign origin of all TB cases	1764 (46.8%)
New (not previously treated)	3476 (92.2%)

* Cases with unknown previous treatment included in new cases.

Drug resistance surveillance & TB-HIV co-infection, 2015

Completeness of DRS data*	No
Completeness of HIV data**	No
Case-linked data reporting	No
Cases with DST results	2609 (100.0%)
Estimated MDR N, (best–low–high)	110–76–150
Pulmonary MDR TB cases notified	32 (3.6%)
of which XDR TB cases	6 (19.4%)
Notified MDR TB	70 (2.7%)
of which XDR TB cases	9 (13.0%)
TB cases tested for HIV	-
HIV-positive TB cases	-
of these on antiretroviral therapy	-

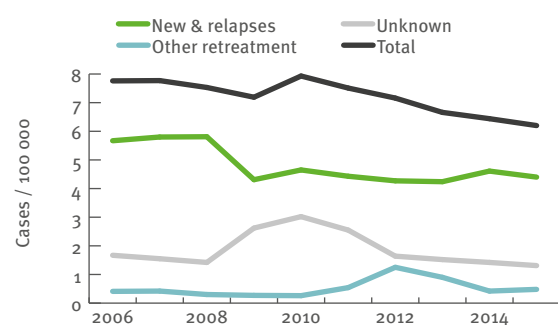
* National coverage 100% or culturing 90%, C+/All TB cases 50%, DST done for C+ 75%, EQA 95%.

** More than 50% of TB cases tested for HIV.

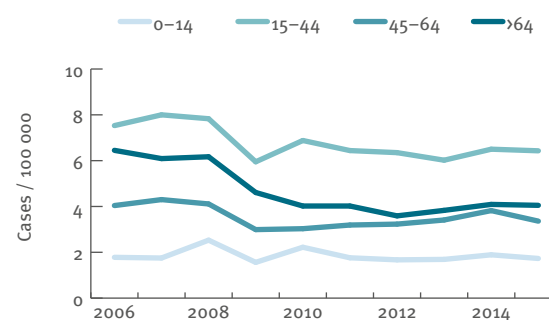
Treatment outcome monitoring

Data not available

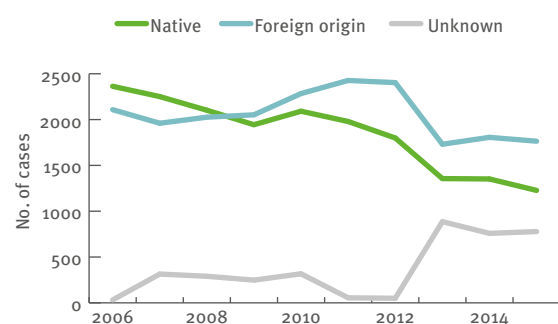
Tuberculosis notification rates by treatment history, 2006–2015



New and relapsed TB cases – notification rates by age group, 2006–2015



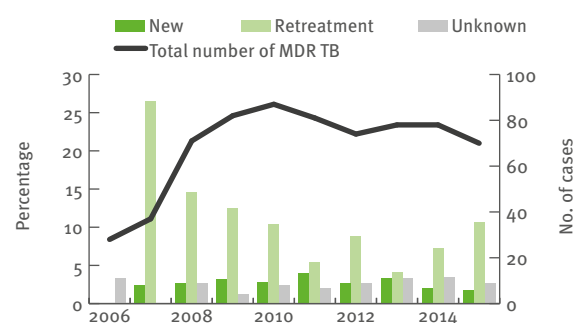
Tuberculosis cases by geographical origin, 2006–2015



TB-HIV co-infection, 2006–2015

Data not available

MDR TB cases by previous treatment history, 2006–2015



Treatment outcome, new culture-confirmed pulmonary TB cases, 2005–2014

Data not available