

# Romania

Total population as of 15 April 2025 by Eurostat: 19 067 576

## Tuberculosis cases, 2024

### Notifications

Total number of cases	8 825
Notification rate per 100 000	46.3
New <sup>a</sup> and relapse	8 453
New <sup>a</sup> and relapse notification rate per 100 000	44.3
Pulmonary	7 697 (87.2%)
of which microscopy-positive	5 087 (66.1%)
of which laboratory-confirmed	6 255 (81.3%)
Laboratory-confirmed TB cases	6 490 (73.5%)
Mean age of new native TB cases	47.0 years
Mean age of new foreign TB cases	28.8 years
Foreign origin of all TB cases	86 (1.0%)
New (not previously treated)	7 171 (81.3%)

### Estimates

Estimated new and relapse cases N, best [low–high]	11 000 [9 300–14 000]
--	-----------------------

<sup>a</sup> Cases with unknown previous TB treatment history included in new cases.

## Drug resistance surveillance and TB/HIV coinfection, 2024

Completeness of DRS data <sup>a</sup>	Yes
Completeness of HIV data <sup>b</sup>	Yes
Case-linked data-reporting	Yes
Cases with DST results	5 198 (80.1%)
Estimated RR-TB among notified bacteriologically confirmed pulmonary TB cases N, best [low–high]	280 [260–310]
Pulmonary RR/MDR-TB cases notified	195 (3.9%)
of which pre-XDR-TB cases	20 (34.5%)
Notified RR/MDR-TB	200 (3.8%)
of which pre-XDR-TB cases	20 (33.9%)
TB cases tested for HIV	7 572 (85.8%)
HIV-positive TB cases of these on ART	170 (2.2%)

<sup>a</sup> National coverage 100% or >75% have DST for rifampicin.

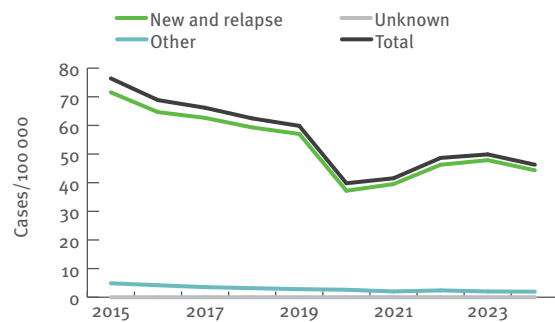
<sup>b</sup> More than 50% of TB cases with reported HIV status.

## Treatment outcome monitoring

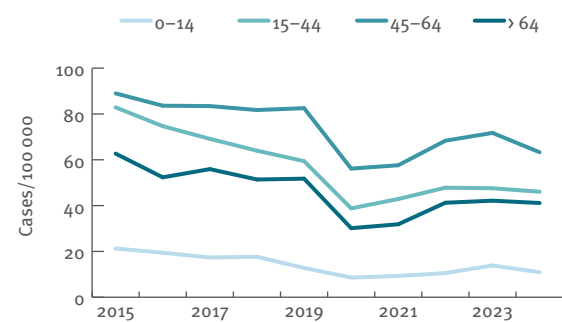
Geographical coverage	National	
Outcome cohort <sup>a</sup>	New culture-positive pulmonary TB cases notified in 2023	All RR/MDR-TB cases notified in 2022
Case-linked data-reporting	Yes	–
Cases notified	5 338	278
Success	4 483 (84.0%)	153 (55.0%)
Died	511 (9.6%)	54 (19.4%)
Failed	101 (1.9%)	40 (14.4%)
Lost to follow-up	166 (3.1%)	28 (10.1%)
Still on treatment	77 (1.4%)	3 (1.1%)
Not evaluated	0 (0.0%)	0 (0.0%)

<sup>a</sup> Treatment outcome after 12 months (or 24 months).

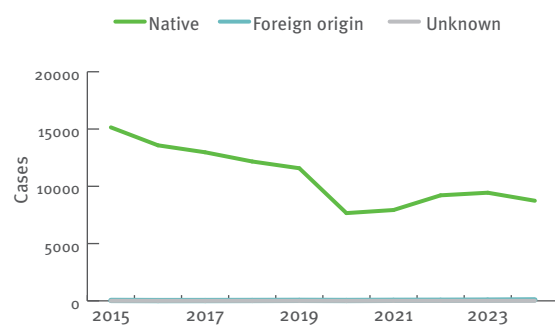
## TB notification rates by previous treatment history, 2015–2024



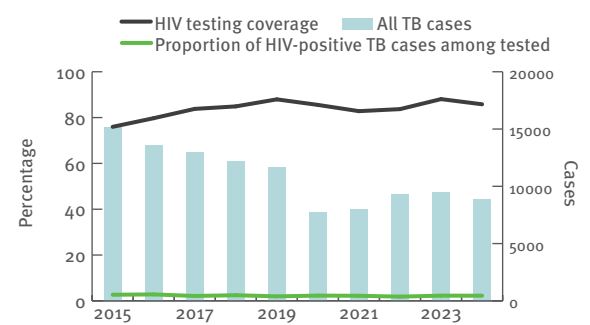
## New and relapse TB cases – notification rates by age group, 2015–2024



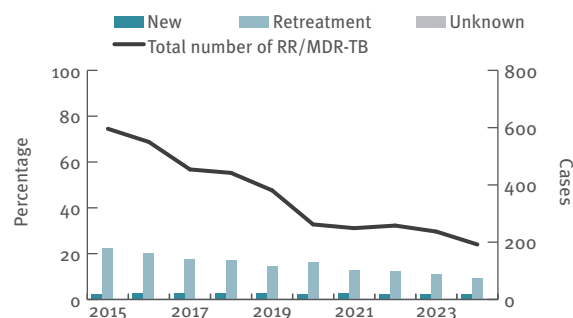
## TB cases by geographical origin, 2015–2024



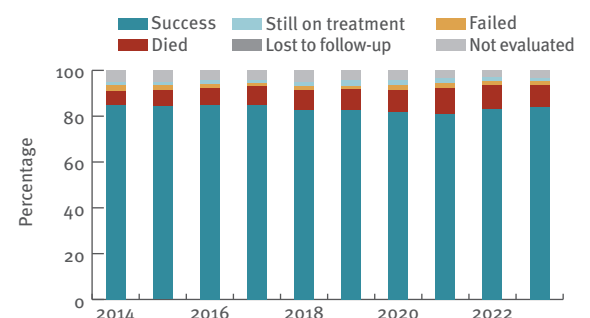
## TB/HIV coinfection, 2015–2024



## RR/MDR-TB cases and percentage of RR/MDR-TB cases by previous treatment history among all TB cases, 2015–2024



## Treatment outcome, new culture-confirmed pulmonary TB cases, 2014–2023



<sup>1</sup> All EU/EEA country population estimates are from Eurostat [website]. Brussels: Eurostat; 2024 (<https://ec.europa.eu/eurostat/home>, accessed 25 February 2026).