

# Portugal

Total population as of 15 April 2025 by Eurostat: 10 639 726

## Tuberculosis cases, 2024

### Notifications

Total number of cases	1395
Notification rate per 100 000	13.1
New <sup>a</sup> and relapse	1356
New <sup>a</sup> and relapse notification rate per 100 000	12.7
Pulmonary	950 (68.1%)
of which microscopy-positive	521 (54.8%)
of which laboratory-confirmed	668 (70.3%)
Laboratory-confirmed TB cases	810 (58.1%)
Mean age of new native TB cases	54.9 years
Mean age of new foreign TB cases	35.7 years
Foreign origin of all TB cases	573 (41.1%)
New (not previously treated)	1311 (94.0%)

### Estimates

Estimated new and relapse cases N, best [low–high]	1500	[1200–1800]
--	------	-------------

<sup>a</sup> Cases with unknown previous TB treatment history included in new cases.

## Drug resistance surveillance and TB/HIV coinfection, 2024

Completeness of DRS data <sup>a</sup>	Yes
Completeness of HIV data <sup>b</sup>	Yes
Case-linked data-reporting	Yes
Cases with DST results	414 (51.1%)
Estimated RR-TB among notified bacteriologically confirmed pulmonary TB cases N, best [low–high]	11 [6–16]
Pulmonary RR/MDR-TB cases notified	19 (5.6%)
of which pre-XDR-TB cases	4 (57.1%)
Notified RR/MDR-TB of which pre-XDR-TB cases	23 (5.6%)
of which pre-XDR-TB cases	4 (57.1%)
TB cases tested for HIV	867 (62.2%)
HIV-positive TB cases of these on ART	100 (11.5%)

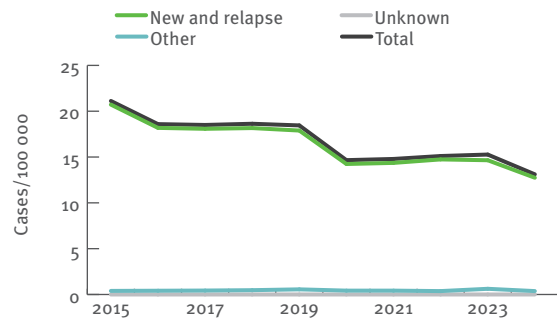
<sup>a</sup> National coverage 100% or >75% have DST for rifampicin.  
<sup>b</sup> More than 50% of TB cases with reported HIV status.

## Treatment outcome monitoring

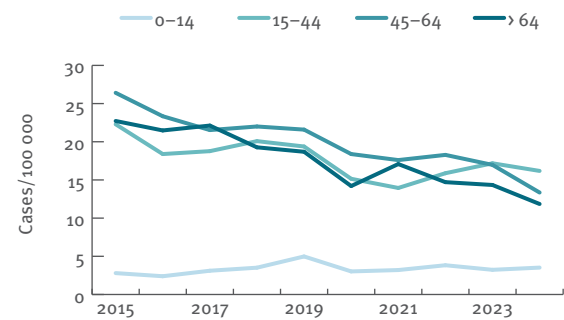
Geographical coverage	National	
Outcome cohort <sup>a</sup>	New culture-positive pulmonary TB cases notified in 2023	All RR/MDR-TB cases notified in 2022
Case-linked data-reporting	Yes	–
Cases notified	735	11
Success	474 (64.5%)	6 (54.5%)
Died	40 (5.4%)	0 (0.0%)
Failed	0 (0.0%)	0 (0.0%)
Lost to follow-up	53 (7.2%)	2 (18.2%)
Still on treatment	130 (17.7%)	0 (0.0%)
Not evaluated	38 (5.2%)	3 (27.3%)

<sup>a</sup> Treatment outcome after 12 months (or 24 months).

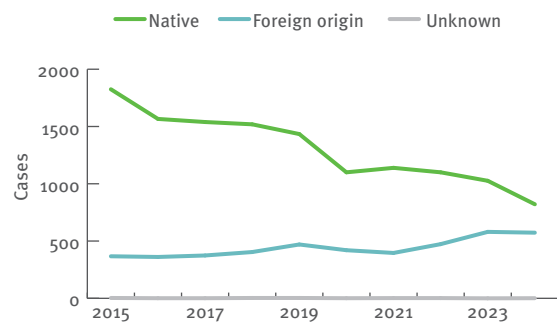
## TB notification rates by previous treatment history, 2015–2024



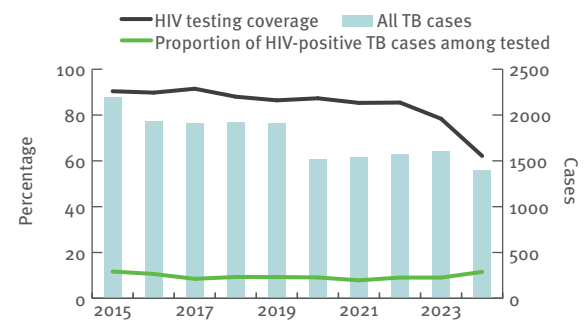
## New and relapse TB cases – notification rates by age group, 2015–2024



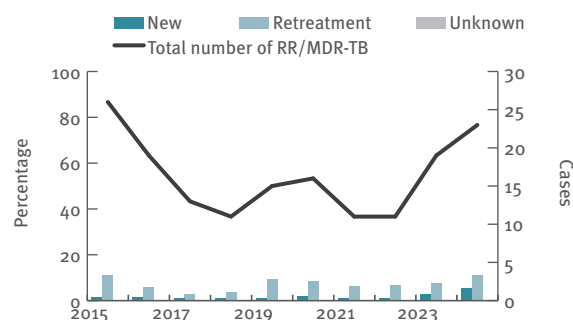
## TB cases by geographical origin, 2015–2024



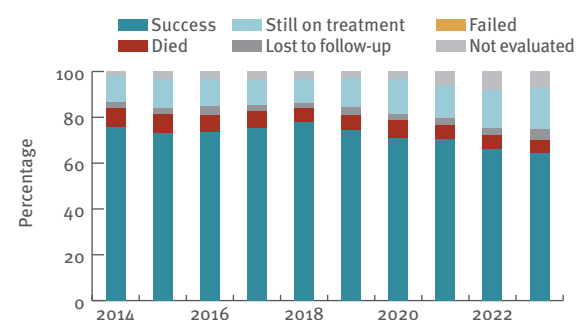
## TB/HIV coinfection, 2015–2024



## RR/MDR-TB cases and percentage of RR/MDR-TB cases by previous treatment history among all TB cases, 2015–2024



## Treatment outcome, new culture-confirmed pulmonary TB cases, 2014–2023



<sup>1</sup> All EU/EEA country population estimates are from Eurostat [website]. Brussels: Eurostat; 2024 (<https://ec.europa.eu/eurostat/home>, accessed 25 February 2026).