

Malta

Total population as of 15 April 2025 by Eurostat: 563 443

Tuberculosis cases, 2024

Notifications

Total number of cases	60
Notification rate per 100 000	11
New ^a and relapse	60
New ^a and relapse notification rate per 100 000	11
Pulmonary	44 (73.3%)
of which microscopy-positive	15 (34.1%)
of which laboratory-confirmed	29 (65.9%)
Laboratory-confirmed TB cases	39 (65.0%)
Mean age of new native TB cases	-
Mean age of new foreign TB cases	-
Foreign origin of all TB cases	56 (93.3%)
New (not previously treated)	-

Estimates

Estimated new and relapse cases N, best [low–high]	82 [67–99]
--	------------

^a Cases with unknown previous TB treatment history included in new cases.

Drug resistance surveillance and TB/HIV coinfection, 2024

Completeness of DRS data ^a	Yes
Completeness of HIV data ^b	Yes
Case-linked data-reporting	Yes
Cases with DST results	-
Estimated RR-TB among notified bacteriologically confirmed pulmonary TB cases N, best [low–high]	0 [0–0]
Pulmonary RR/MDR-TB cases notified	1
of which pre-XDR-TB cases	-
Notified RR/MDR-TB	1
of which pre-XDR-TB cases	-
TB cases tested for HIV	47 (78.3%)
HIV-positive TB cases	-
of these on ART	0 0.00%

^a National coverage 100% or >75% have DST for rifampicin.

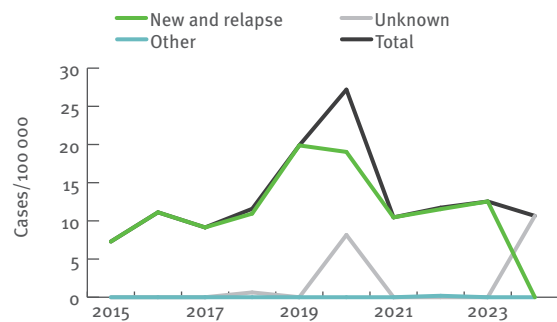
^b More than 50% of TB cases with reported HIV status.

Treatment outcome monitoring

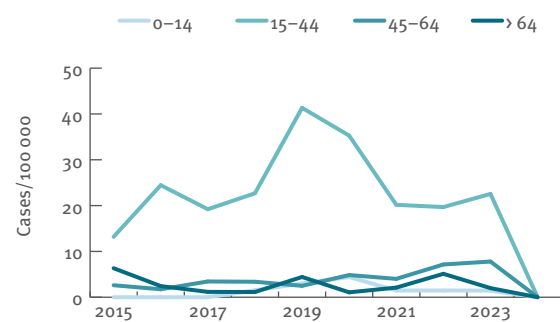
Geographical coverage	National	
Outcome cohort ^a	New culture-positive pulmonary TB cases notified in 2023	All RR/MDR-TB cases notified in 2022
Case-linked data-reporting	Yes	-
Cases notified	29	2
Success	-	-
Died	-	-
Failed	-	-
Lost to follow-up	-	-
Still on treatment	-	-
Not evaluated	-	-

^a Treatment outcome after 12 months (or 24 months).

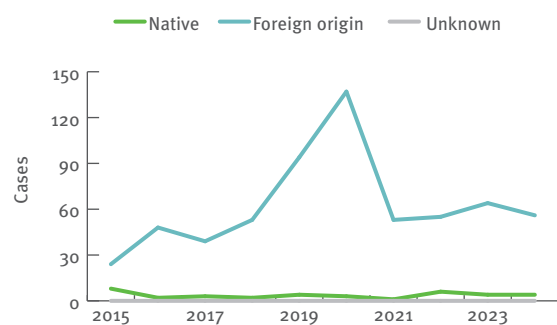
TB notification rates by previous treatment history, 2015–2024



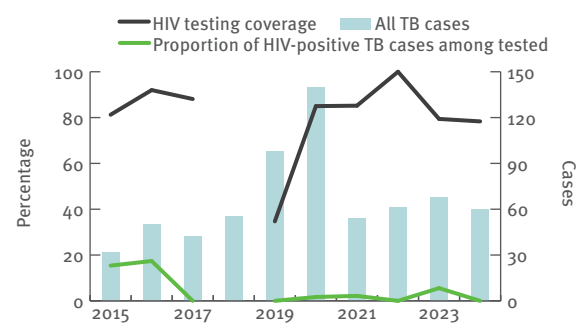
New and relapse TB cases – notification rates by age group, 2015–2024



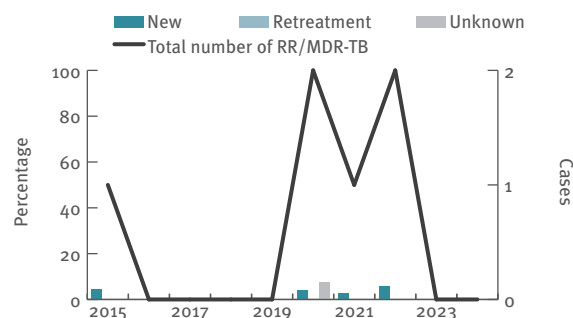
TB cases by geographical origin, 2015–2024



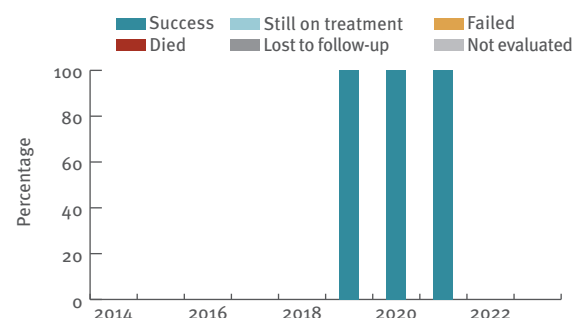
TB/HIV coinfection, 2015–2024



RR/MDR-TB cases and percentage of RR/MDR-TB cases by previous treatment history among all TB cases, 2015–2024



Treatment outcome, new culture-confirmed pulmonary TB cases, 2014–2023



^a All EU/EEA country population estimates are from Eurostat [website]. Brussels: Eurostat; 2024 (<https://ec.europa.eu/eurostat/home>, accessed 25 February 2026).