

Luxembourg

Total population as of 15 April 2025 by Eurostat¹: 672 050

Tuberculosis cases, 2024

Notifications

Total number of cases	50
Notification rate per 100 000	7.4
New ^a and relapse	48
New ^a and relapse notification rate per 100 000	7.1
Pulmonary	28 (56.0%)
of which microscopy-positive	16 (57.1%)
of which laboratory-confirmed	25 (89.3%)
Laboratory-confirmed TB cases	41 (82.0%)
Mean age of new native TB cases	44.7 years
Mean age of new foreign TB cases	36.8 years
Foreign origin of all TB cases	45 (90.0%)
New (not previously treated)	38 (76.0%)

Estimates

Estimated new and relapse cases N, best [low–high]	50 [41–61]
--	------------

^a Cases with unknown previous TB treatment history included in new cases.

Drug resistance surveillance and TB/HIV coinfection, 2024

Completeness of DRS data ^a	Yes
Completeness of HIV data ^b	Yes
Case-linked data-reporting	Yes
Cases with DST results	35 (85.4%)
Estimated RR-TB among notified bacteriologically confirmed pulmonary TB cases N, best [low–high]	0 [0–1]
Pulmonary RR/MDR-TB cases notified	-
of which pre-XDR-TB cases	-
Notified RR/MDR-TB	-
of which pre-XDR-TB cases	-
TB cases tested for HIV	39 (78.0%)
HIV-positive TB cases	-
of these on ART	-

^a National coverage 100% or >75% have DST for rifampicin.

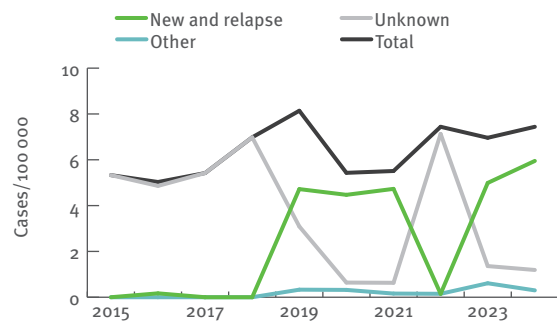
^b More than 50% of TB cases with reported HIV status.

Treatment outcome monitoring

Geographical coverage	National	
Outcome cohort ^a	New culture-positive pulmonary TB cases notified in 2023	All RR/MDR-TB cases notified in 2022
Case-linked data-reporting	Yes	-
Cases notified	19	1
Success	-	-
Died	-	-
Failed	-	-
Lost to follow-up	-	-
Still on treatment	-	-
Not evaluated	-	-

^a Treatment outcome after 12 months (or 24 months).

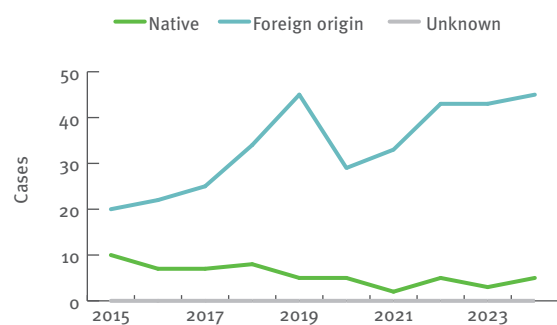
TB notification rates by previous treatment history, 2015–2024



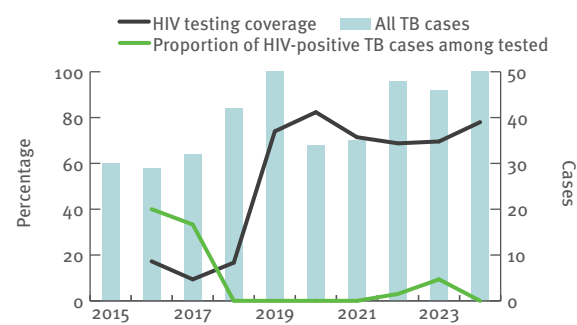
New and relapse TB cases – notification rates by age group, 2015–2024



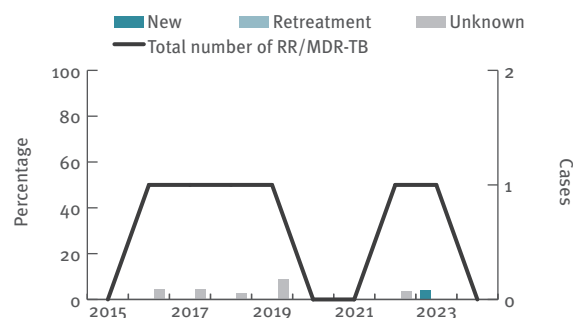
TB cases by geographical origin, 2015–2024



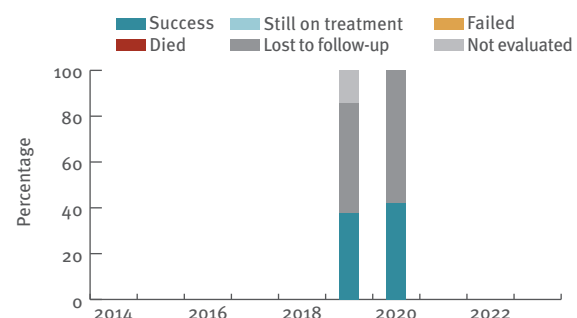
TB/HIV coinfection, 2015–2024



RR/MDR-TB cases and percentage of RR/MDR-TB cases by previous treatment history among all TB cases, 2015–2024



Treatment outcome, new culture-confirmed pulmonary TB cases, 2014–2023



¹ All EU/EEA country population estimates are from Eurostat [website]. Brussels: Eurostat; 2024 (<https://ec.europa.eu/eurostat/home>, accessed 25 February 2026).