

Liechtenstein

Total population as of 15 April 2025 by Eurostat¹: 40 015

Tuberculosis cases, 2024

Notifications

Total number of cases	1
Notification rate per 100 000	2.5
New ^a and relapse	1
New ^a and relapse notification rate per 100 000	2.5
Pulmonary	1 (100%)
of which microscopy-positive	1 (100%)
of which laboratory-confirmed	1 (100%)
Laboratory-confirmed TB cases	1 (100%)
Mean age of new native TB cases	-
Mean age of new foreign TB cases	-
Foreign origin of all TB cases	1 (100.0%)
New (not previously treated)	-

Estimates

Estimated new and relapse cases N, best [low-high]	-
--	---

^a Cases with unknown previous TB treatment history included in new cases.

Drug resistance surveillance and TB/HIV coinfection, 2024

Completeness of DRS data ^a	Yes
Completeness of HIV data ^b	No
Case-linked data-reporting	Yes
Cases with DST results	1 (100.0%)
Estimated RR-TB among notified bacteriologically confirmed pulmonary TB cases N, best [low-high]	-
Pulmonary RR/MDR-TB cases notified	-
of which pre-XDR-TB cases	-
Notified RR/MDR-TB	-
of which pre-XDR-TB cases	-
TB cases tested for HIV	-
HIV-positive TB cases	-
of these on ART	-

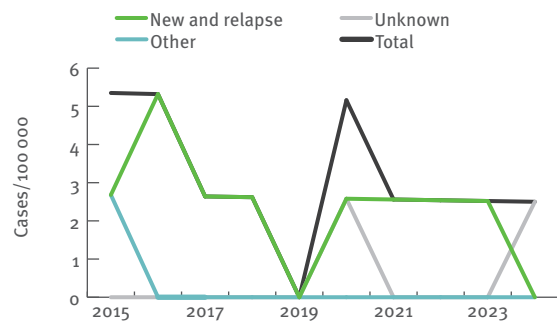
^a National coverage 100% or >75% have DST for rifampicin.
^b More than 50% of TB cases with reported HIV status.

Treatment outcome monitoring

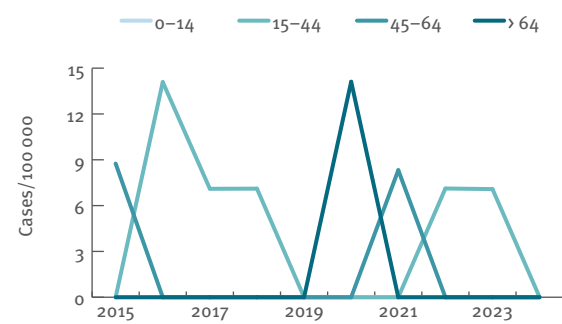
Geographical coverage	National	
	New culture-positive pulmonary TB cases notified in 2023	All RR/MDR-TB cases notified in 2022
Outcome cohort ^a		
Case-linked data-reporting	Yes	-
Cases notified	1	0
Success	1 (100.0%)	-
Died	0 (0.0%)	-
Failed	0 (0.0%)	-
Lost to follow-up	0 (0.0%)	-
Still on treatment	0 (0.0%)	-
Not evaluated	0 (0.0%)	-

^a Treatment outcome after 12 months (or 24 months).

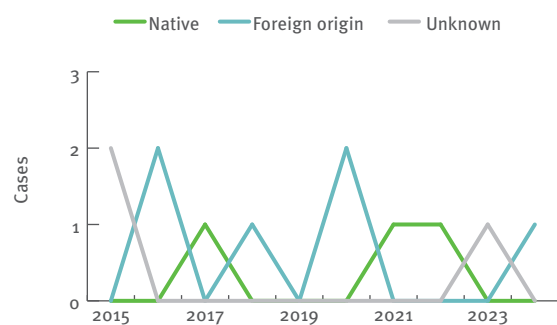
TB notification rates by previous treatment history, 2015–2024



New and relapse TB cases – notification rates by age group, 2015–2024



TB cases by geographical origin, 2015–2024



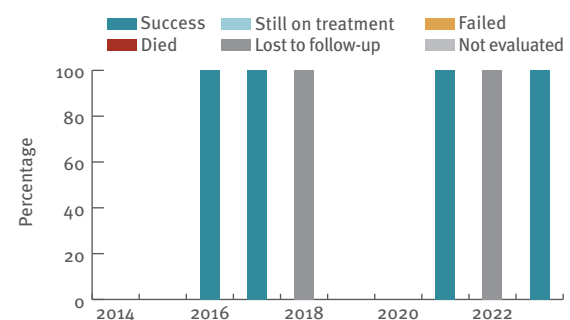
TB/HIV coinfection, 2015–2024

Data not reported

RR/MDR-TB cases and percentage of RR/MDR-TB cases by previous treatment history among all TB cases, 2015–2024

Data not reported

Treatment outcome, new culture-confirmed pulmonary TB cases, 2014–2023



¹ All EU/EEA country population estimates are from Eurostat [website]. Brussels: Eurostat; 2024 (<https://ec.europa.eu/eurostat/home>, accessed 25 February 2026).