

Italy

Total population as of 15 April 2025 by Eurostat: 5 897 1230

Tuberculosis cases, 2024

Notifications

Total number of cases	3150
Notification rate per 100 000	5.3
New ^a and relapse	2987
New ^a and relapse notification rate per 100 000	5.1
Pulmonary	2203 (69.9%)
of which microscopy-positive	701 (31.8%)
of which laboratory-confirmed	1074 (48.8%)
Laboratory-confirmed TB cases	1451 (46.1%)
Mean age of new native TB cases	52.2 years
Mean age of new foreign TB cases	38.8 years
Foreign origin of all TB cases	1991 (63.2%)
New (not previously treated)	1666 (52.9%)

Estimates

Estimated new and relapse cases N, best [low–high]	3000 [2400–3600]
--	------------------

^a Cases with unknown previous TB treatment history included in new cases.

Drug resistance surveillance and TB/HIV coinfection, 2024

Completeness of DRS data ^a	Yes
Completeness of HIV data ^b	No
Case-linked data-reporting	No
Cases with DST results	581 (40.3%)
Estimated RR-TB among notified bacteriologically confirmed pulmonary TB cases N, best [low–high]	50 [36–64]
Pulmonary RR/MDR-TB cases notified	35 (6.0%)
of which pre-XDR-TB cases	7 (24.0%)
Notified RR/MDR-TB	35 (6.0%)
of which pre-XDR-TB cases	7 (24.0%)
TB cases tested for HIV	–
HIV-positive TB cases	–
of these on ART	–

^a National coverage 100% or >75% have DST for rifampicin.

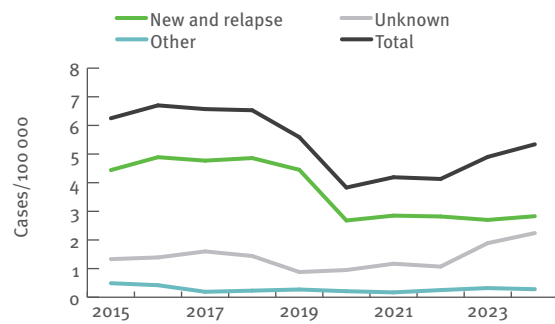
^b More than 50% of TB cases with reported HIV status.

Treatment outcome monitoring

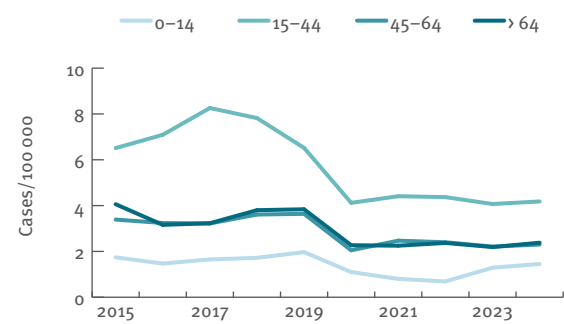
Geographical coverage	National	
	New culture-positive pulmonary TB cases notified in 2023	All RR/MDR-TB cases notified in 2022
Case-linked data-reporting	Yes	–
Cases notified	1383	66
Success	–	–
Died	–	–
Failed	–	–
Lost to follow-up	–	–
Still on treatment	–	–
Not evaluated	–	–

^a Treatment outcome after 12 months (or 24 months).

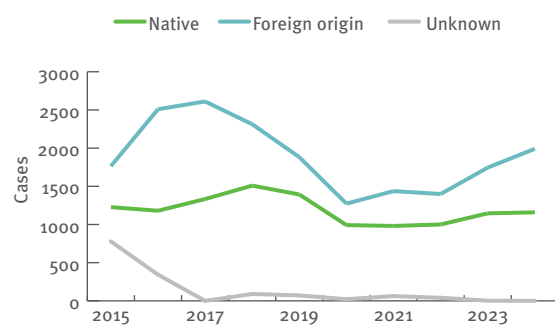
TB notification rates by previous treatment history, 2015–2024



New and relapse TB cases – notification rates by age group, 2015–2024



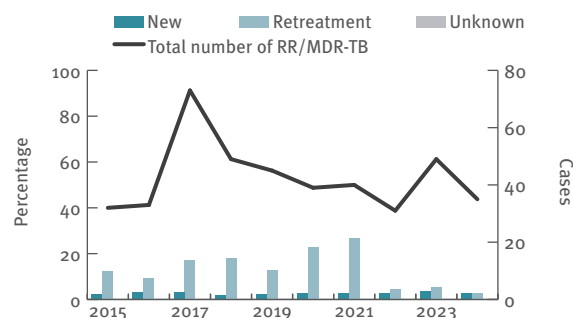
TB cases by geographical origin, 2015–2024



TB/HIV coinfection, 2015–2024

Data not reported

RR/MDR-TB cases and percentage of RR/MDR-TB cases by previous treatment history among all TB cases, 2015–2024



Treatment outcome, new culture-confirmed pulmonary TB cases, 2014–2023

Data not reported

^a All EU/EEA country population estimates are from Eurostat [website]. Brussels: Eurostat; 2024 (<https://ec.europa.eu/eurostat/home>, accessed 25 February 2026).