

Greece

Total population as of 15 April 2025 by Eurostat: 10 400 720

Tuberculosis cases, 2024

Notifications

Total number of cases	400
Notification rate per 100 000	3.8
New ^a and relapse	373
New ^a and relapse notification rate per 100 000	3.6
Pulmonary	323 (80.8%)
of which microscopy-positive	138 (42.7%)
of which laboratory-confirmed	280 (86.7%)
Laboratory-confirmed TB cases	336 (84.0%)
Mean age of new native TB cases	58.0 years
Mean age of new foreign TB cases	36.3 years
Foreign origin of all TB cases	198 (49.5%)
New (not previously treated)	314 (78.5%)

Estimates

Estimated new and relapse cases N, best [low–high]	360 [290–430]
--	---------------

^a Cases with unknown previous TB treatment history included in new cases.

Drug resistance surveillance and TB/HIV coinfection, 2024

Completeness of DRS data ^a	Yes
Completeness of HIV data ^b	Yes
Case-linked data-reporting	Yes
Cases with DST results	257 (76.5%)
Estimated RR-TB among notified bacteriologically confirmed pulmonary TB cases N, best [low–high]	8 [2–13]
Pulmonary RR/MDR-TB cases notified of which pre-XDR-TB cases	13 (6.1%)
Notified RR/MDR-TB of which pre-XDR-TB cases	13 (5.1%)
TB cases tested for HIV	243 (60.8%)
HIV-positive TB cases of these on ART	-

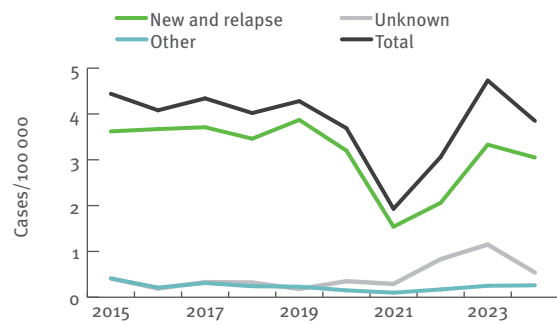
^a National coverage 100% or >75% have DST for rifampicin.
^b More than 50% of TB cases with reported HIV status.

Treatment outcome monitoring

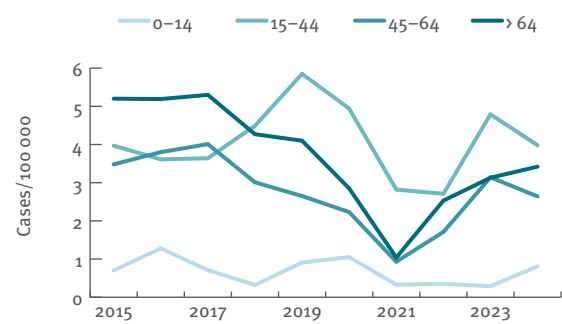
Geographical coverage	National	
	New culture-positive pulmonary TB cases notified in 2023	All RR/MDR-TB cases notified in 2022
Case-linked data-reporting	Yes	-
Cases notified	224	10
Success	-	-
Died	-	-
Failed	-	-
Lost to follow-up	-	-
Still on treatment	-	-
Not evaluated	-	-

^a Treatment outcome after 12 months (or 24 months).

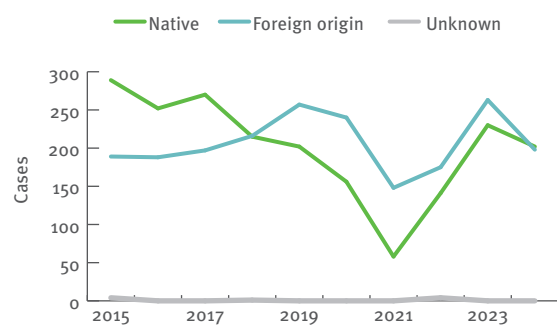
TB notification rates by previous treatment history, 2015–2024



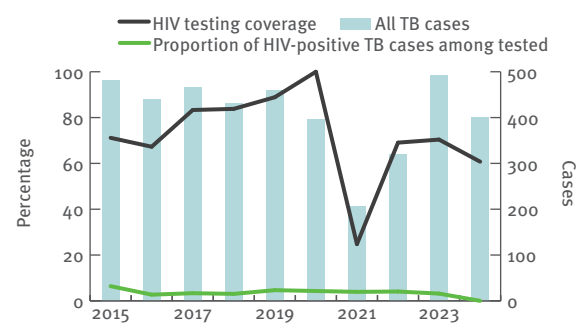
New and relapse TB cases – notification rates by age group, 2015–2024



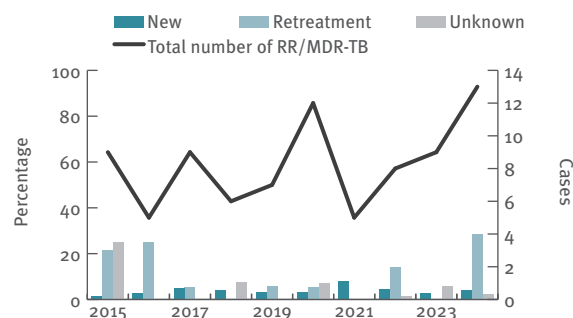
TB cases by geographical origin, 2015–2024



TB/HIV coinfection, 2015–2024



RR/MDR-TB cases and percentage of RR/MDR-TB cases by previous treatment history among all TB cases, 2015–2024



Treatment outcome, new culture-confirmed pulmonary TB cases, 2014–2023

Data not reported

^a All EU/EEA country population estimates are from Eurostat [website]. Brussels: Eurostat; 2024 (<https://ec.europa.eu/eurostat/home>, accessed 25 February 2026).