

# France

Total population as of 15 April 2025 by Eurostat<sup>1</sup>: 68 467 362

## Tuberculosis cases, 2024

### Notifications

Total number of cases	4491
Notification rate per 100 000	6.6
New <sup>a</sup> and relapse	4242
New <sup>a</sup> and relapse notification rate per 100 000	6.2
Pulmonary	3079 (68.6%)
of which microscopy-positive	1375 (44.7%)
of which laboratory-confirmed	1449 (47.1%)
Laboratory-confirmed TB cases	1975 (44.0%)
Mean age of new native TB cases	45.9 years
Mean age of new foreign TB cases	38.1 years
Foreign origin of all TB cases	2652 (59.1%)
New (not previously treated)	3443 (76.7%)

### Estimates

Estimated new and relapse cases N, best [low–high]	5200 [5000–5400]
--	------------------

<sup>a</sup> Cases with unknown previous TB treatment history included in new cases.

## Drug resistance surveillance and TB/HIV coinfection, 2024

Completeness of DRS data <sup>a</sup>	Yes
Completeness of HIV data <sup>b</sup>	No
Case-linked data-reporting	Yes
Cases with DST results	70 (3.5%)
Estimated RR-TB among notified bacteriologically confirmed pulmonary TB cases N, best [low–high]	32 [12–52]
Pulmonary RR/MDR-TB cases notified	50 (100.0%)
of which pre-XDR-TB cases	7 (17.9%)
Notified RR/MDR-TB	70 (100.0%)
of which pre-XDR-TB cases	9 (17.6%)
TB cases tested for HIV	–
HIV-positive TB cases	–
of these on ART	–

<sup>a</sup> National coverage 100% or >75% have DST for rifampicin.

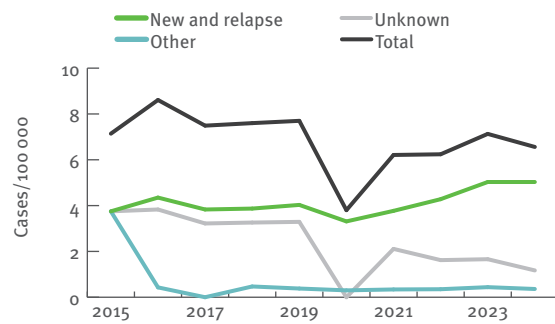
<sup>b</sup> More than 50% of TB cases with reported HIV status.

## Treatment outcome monitoring

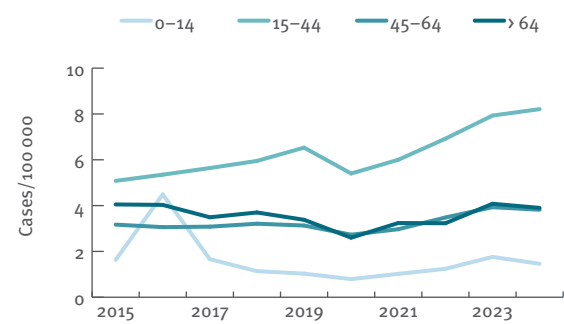
Geographical coverage	National	
Outcome cohort <sup>a</sup>	New culture-positive pulmonary TB cases notified in 2023	All RR/MDR-TB cases notified in 2022
Case-linked data-reporting	Yes	–
Cases notified	1107	61
Success	366 (33.1%)	2 (3.3%)
Died	37 (3.3%)	2 (3.3%)
Failed	0 (0.0%)	0 (0.0%)
Lost to follow-up	25 (2.3%)	1 (1.6%)
Still on treatment	6 (0.5%)	0 (0.0%)
Not evaluated	673 (60.8%)	56 (91.8%)

<sup>a</sup> Treatment outcome after 12 months (or 24 months).

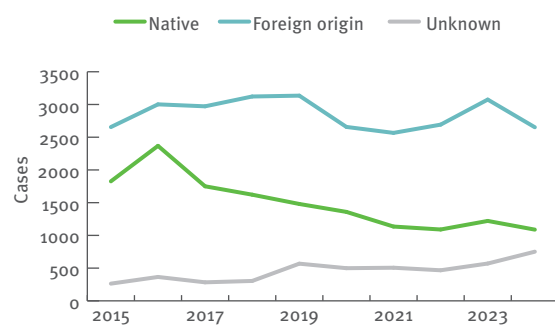
## TB notification rates by previous treatment history, 2015–2024



## New and relapse TB cases – notification rates by age group, 2015–2024



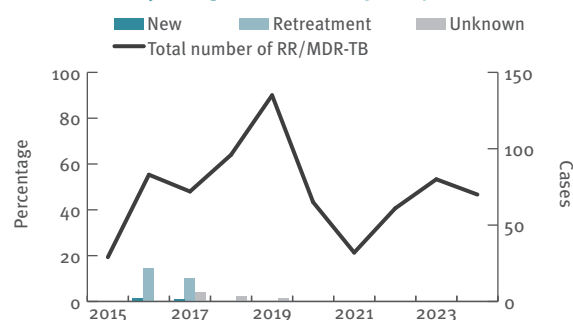
## TB cases by geographical origin, 2015–2024



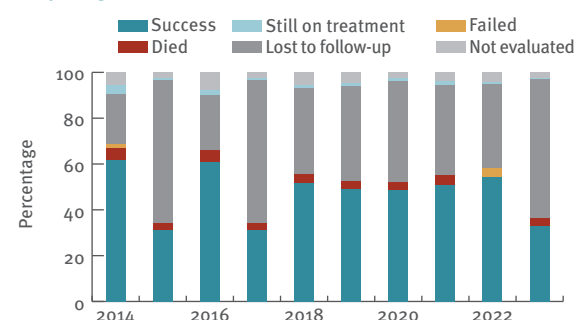
## TB/HIV coinfection, 2015–2024

Data not reported

## RR/MDR-TB cases and percentage of RR/MDR-TB cases by previous treatment history among all TB cases, 2015–2024



## Treatment outcome, new culture-confirmed pulmonary TB cases, 2014–2023



<sup>1</sup> All EU/EEA country population estimates are from Eurostat [website]. Brussels: Eurostat; 2024 (<https://ec.europa.eu/eurostat/home>, accessed 25 February 2026).