

Cyprus

Total population as of 15 April 2025 by Eurostat: 966 365

Tuberculosis cases, 2024

Notifications

Total number of cases	61
Notification rate per 100 000	6.3
New ^a and relapse	61
New ^a and relapse notification rate per 100 000	6.3
Pulmonary	44 (72.1%)
of which microscopy-positive	11 (25.0%)
of which laboratory-confirmed	37 (84.1%)
Laboratory-confirmed TB cases	48 (78.7%)
Mean age of new native TB cases	62.3 years
Mean age of new foreign TB cases	34.7 years
Foreign origin of all TB cases	55 (90.2%)
New (not previously treated)	60 (98.4%)

Estimates

Estimated new and relapse cases N, best [low–high]	75 [61–91]
--	------------

^a Cases with unknown previous TB treatment history included in new cases.

Drug resistance surveillance and TB/HIV coinfection, 2024

Completeness of DRS data ^a	Yes
Completeness of HIV data ^b	Yes
Case-linked data-reporting	Yes
Cases with DST results	48 (100.0%)
Estimated RR-TB among notified bacteriologically confirmed pulmonary TB cases N, best [low–high]	1 [0–1]
Pulmonary RR/MDR-TB cases notified	–
of which pre-XDR-TB cases	0 (0.0%)
Notified RR/MDR-TB	1 (2.1%)
of which pre-XDR-TB cases	0 (0.0%)
TB cases tested for HIV	36 (59.0%)
HIV-positive TB cases	1 (2.8%)
of these on ART	–

^a National coverage 100% or >75% have DST for rifampicin.

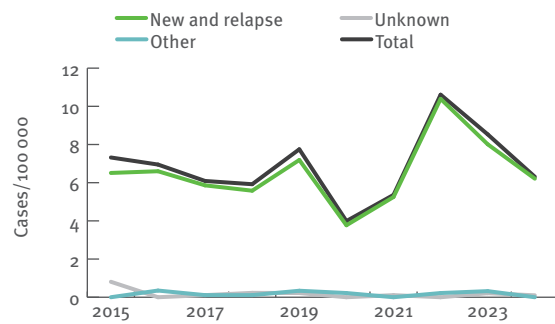
^b More than 50% of TB cases with reported HIV status.

Treatment outcome monitoring

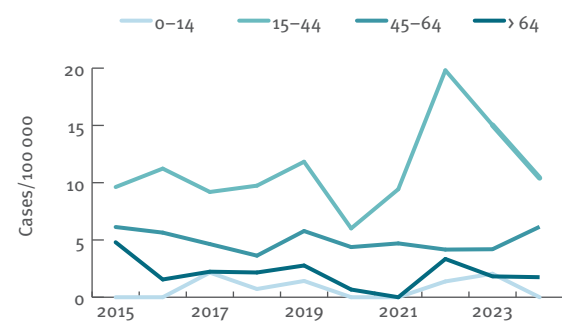
Geographical coverage	National	
Outcome cohort ^a	New culture-positive pulmonary TB cases notified in 2023	All RR/MDR-TB cases notified in 2022
Case-linked data-reporting	Yes	–
Cases notified	51	3
Success	22 (43.1%)	0 (0.0%)
Died	0 (0.0%)	1 (33.3%)
Failed	0 (0.0%)	0 (0.0%)
Lost to follow-up	4 (7.8%)	0 (0.0%)
Still on treatment	0 (0.0%)	0 (0.0%)
Not evaluated	25 (49.0%)	2 (66.7%)

^a Treatment outcome after 12 months (or 24 months).

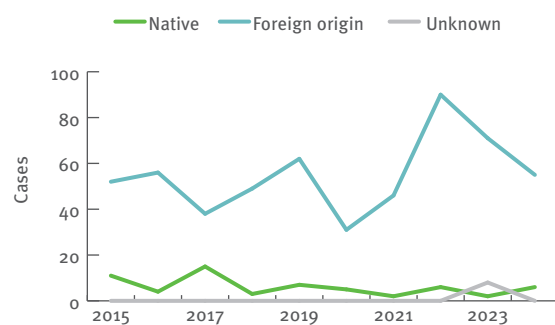
TB notification rates by previous treatment history, 2015–2024



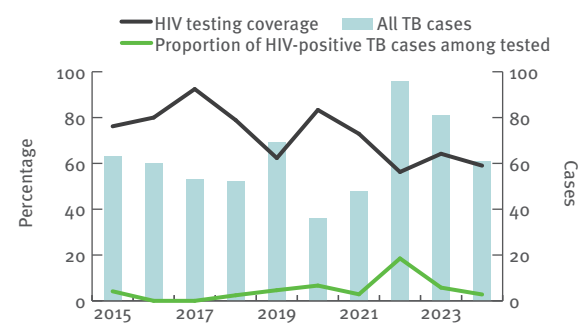
New and relapse TB cases – notification rates by age group, 2015–2024



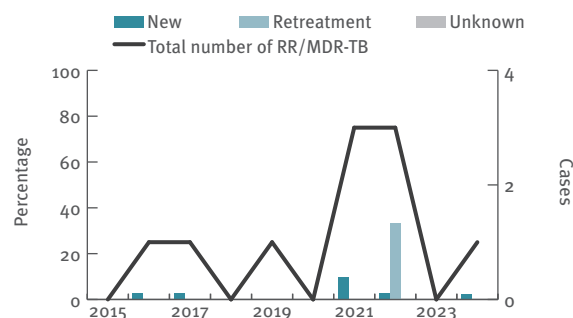
TB cases by geographical origin, 2015–2024



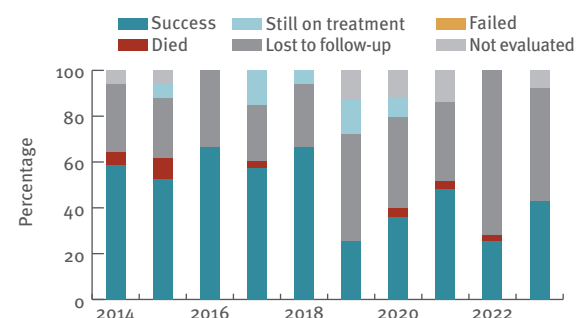
TB/HIV coinfection, 2015–2024



RR/MDR-TB cases and percentage of RR/MDR-TB cases by previous treatment history among all TB cases, 2015–2024



Treatment outcome, new culture-confirmed pulmonary TB cases, 2014–2023



^a All EU/EEA country population estimates are from Eurostat [website]. Brussels: Eurostat; 2024 (<https://ec.europa.eu/eurostat/home>, accessed 25 February 2026).