

# Belgium

Total population as of 15 April 2025 by Eurostat: 11 817 096

## Tuberculosis cases, 2024

### Notifications

Total number of cases	950
Notification rate per 100 000	8
New <sup>a</sup> and relapse	461
New <sup>a</sup> and relapse notification rate per 100 000	3.9
Pulmonary	646 (68.0%)
of which microscopy-positive	349 (54.0%)
of which laboratory-confirmed	530 (82.0%)
Laboratory-confirmed TB cases	687 (79.1%)
Mean age of new native TB cases	44.2 years
Mean age of new foreign TB cases	34.7 years
Foreign origin of all TB cases	593 (62.4%)
New (not previously treated)	413 (43.5%)

### Estimates

Estimated new and relapse cases N, best [low–high]	320	[260–390]
--	-----	-----------

<sup>a</sup> Cases with unknown previous TB treatment history included in new cases.

## Drug resistance surveillance and TB/HIV coinfection, 2024

Completeness of DRS data <sup>a</sup>	Yes
Completeness of HIV data <sup>b</sup>	Yes
Case-linked data-reporting	Yes
Cases with DST results	676 (95.2%)
Estimated RR-TB among notified bacteriologically confirmed pulmonary TB cases N, best [low–high]	16 [11–22]
Pulmonary RR/MDR-TB cases notified	13 (2.6%)
of which pre-XDR-TB cases	–
Notified RR/MDR-TB	15 (2.2%)
of which pre-XDR-TB cases	–
TB cases tested for HIV	482 (50.7%)
HIV-positive TB cases	30 (6.2%)
of these on ART	–

<sup>a</sup> National coverage 100% or >75% have DST for rifampicin.

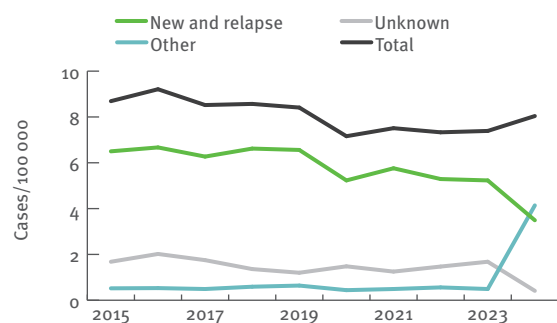
<sup>b</sup> More than 50% of TB cases with reported HIV status.

## Treatment outcome monitoring

Geographical coverage	National	
Outcome cohort <sup>a</sup>	New culture-positive pulmonary TB cases notified in 2023	All MDR-TB cases notified in 2022
Case-linked data-reporting	Yes	–
Cases notified	358	15
Success	269 (75.1%)	7 (46.7%)
Died	18 (5.0%)	2 (13.3%)
Failed	0 (0.0%)	0 (0.0%)
Lost to follow-up	22 (6.1%)	0 (0.0%)
Still on treatment	11 (3.1%)	0 (0.0%)
Not evaluated	38 (10.6%)	6 (40.0%)

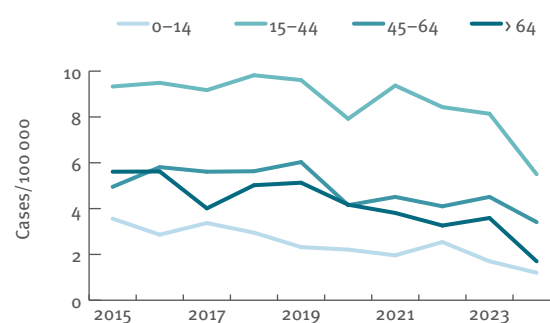
<sup>a</sup> Treatment outcome after 12 months (or 24 months).

## TB notification rates by previous treatment history, 2015–2024



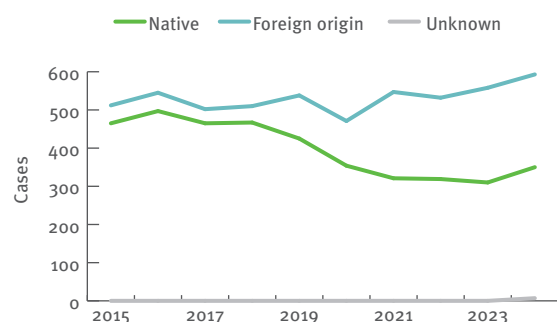
Note: information on new and relapse cases was not available for 2023 data.

## New and relapse TB cases – notification rates by age group, 2015–2024

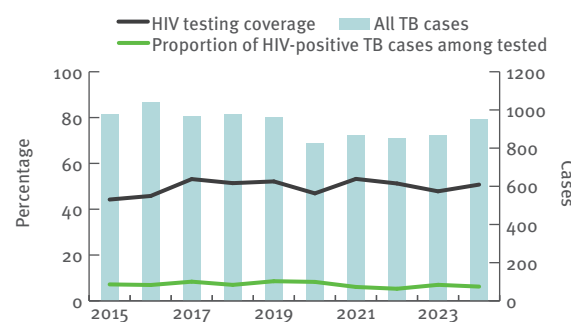


Note: information on new and relapse cases was not available for 2023 data.

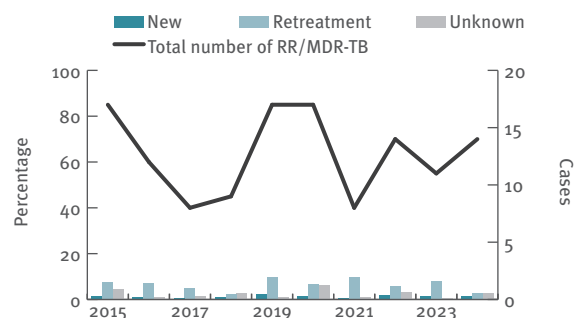
## TB cases by geographical origin, 2015–2024



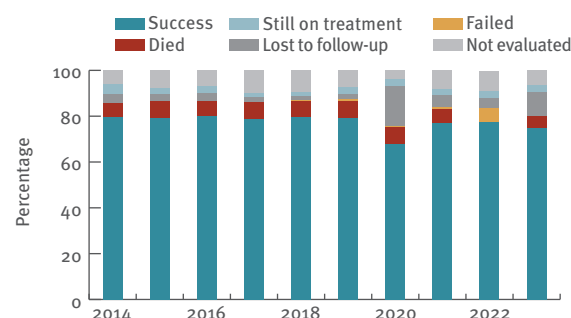
## TB/HIV coinfection, 2015–2024



## RR/MDR-TB cases and percentage of RR/MDR-TB cases by previous treatment history among all TB cases, 2015–2024



## Treatment outcome, new culture-confirmed pulmonary TB cases, 2014–2023



<sup>a</sup> All EU/EEA country population estimates are from Eurostat [website]. Brussels: Eurostat; 2024 (<https://ec.europa.eu/eurostat/home>, accessed 25 February 2026).