




2022-2023

SLOVAKIA

Number of hospitals	47
Standard protocol	45
'Light' protocol	2
Number of patients	10533

		Min.	25 th percentile	EU/EEA country median	75 th percentile	Max.	Country
Healthcare-associated infections (HAIs) and antimicrobial resistance (AMR) indicators							
	HAI prevalence* (% patients with HAI)	3.0	5.1	6.8	8.2	13.8	6.8
	Composite index** of AMR (% antimicrobial-resistant isolates)	7.9	15.4	21.8	38.2	68.7	36.8
Infection prevention and control (IPC) and diagnostic stewardship indicators							
	IPC nurses (full-time equivalents (FTEs) per 250 beds)	0.28	0.98	1.25	1.54	3.28	0.28
	Beds with alcohol-based handrub dispenser at point of care (% beds)	18.5	43.4	49.2	69.7	100	33.2
	Beds in single rooms (% beds)	3.2	7.1	15.8	35.2	56.5	7.8
	Blood culture sets (number per 1000 patient-days)	12.4	28.0	44.7	68.9	167.1	24.4
Antimicrobial use (AU) and antimicrobial stewardship indicators							
	AU prevalence (% patients with AU)	20.8	29.7	36.0	43.8	56.5	34.8
	Duration of surgical prophylaxis >1 day (% of antimicrobials for surgical prophylaxis)	15.8	31.2	38.1	60.1	79.8	57.3
	Antimicrobials reviewed and changed during treatment (%)	6.2	13.9	19.5	24.1	31.3	12.5

*HAI prevalence should be interpreted with caution, as it depends on patient mix, diagnostic capacity, sensitivity of HAI case finding and country representativeness of the sample of hospitals.

**The percentage of the sum of isolates of the following resistant microorganisms divided by the sum of the isolates for which results from antimicrobial susceptibility testing were reported: *Staphylococcus aureus* resistant to methicillin (MRSA), *Enterococcus faecium* and *Enterococcus faecalis* resistant to vancomycin, Enterobacterales resistant to third-generation cephalosporins, and *Pseudomonas aeruginosa* and *Acinetobacter baumannii* resistant to carbapenems.

Legend:

- Better than both EU/EEA country median and the 25th (or 75th) percentile
- Better than EU/EEA country median, but worse than the 25th (or 75th) percentile
- Worse than EU/EEA country median, but better than the 75th (or 25th) percentile
- Worse than both EU/EEA country median and the 75th (or 25th) percentile

