




2022-2023

## IRELAND

|                     |       |
|---------------------|-------|
| Number of hospitals | 65    |
| Standard protocol   | 65    |
| 'Light' protocol    | 0     |
| Number of patients  | 12472 |

|  |   | Min. | 25 <sup>th</sup><br>percentile | EU/EEA<br>country<br>median | 75 <sup>th</sup><br>percentile | Max.  | Country     |
|--|---|------|--------------------------------|-----------------------------|--------------------------------|-------|-------------|
| <b>Healthcare-associated infections (HAIs) and antimicrobial resistance (AMR) indicators</b> |   |      |                                |                             |                                |       |             |
|               | HAI prevalence* (% patients with HAI)   | 3.0  | 5.1                            | <b>6.8</b>                  | 8.2                            | 13.8  | <b>7.5</b>  |
|  | Composite index** of AMR<br>(% antimicrobial-resistant isolates)                          | 7.9  | 15.4                           | <b>21.8</b>                 | 38.2                           | 68.7  | <b>14.0</b> |
| <b>Infection prevention and control (IPC) and diagnostic stewardship indicators</b>          |   |      |                                |                             |                                |       |             |
|               | IPC nurses<br>(full-time equivalents (FTEs) per 250 beds)                                 | 0.28 | 0.98                           | <b>1.25</b>                 | 1.54                           | 3.28  | <b>3.28</b> |
|  | Beds with alcohol-based handrub<br>dispenser at point of care (% beds)                    | 18.5 | 43.4                           | <b>49.2</b>                 | 69.7                           | 100   | <b>85.2</b> |
|  | Beds in single rooms (% beds)   | 3.2  | 7.1                            | <b>15.8</b>                 | 35.2                           | 56.5  | <b>37.8</b> |
|  | Blood culture sets<br>(number per 1000 patient-days)                                      | 12.4 | 28.0                           | <b>44.7</b>                 | 68.9                           | 167.1 | <b>53.6</b> |
| <b>Antimicrobial use (AU) and antimicrobial stewardship indicators</b>                       |   |      |                                |                             |                                |       |             |
|             | AU prevalence (% patients with AU)  | 20.8 | 29.7                           | <b>36.0</b>                 | 43.8                           | 56.5  | <b>40.8</b> |
|  | Duration of surgical prophylaxis >1 day<br>(% of antimicrobials for surgical prophylaxis) | 15.8 | 31.2                           | <b>38.1</b>                 | 60.1                           | 79.8  | <b>29.5</b> |
|  | Antimicrobials reviewed and changed<br>during treatment (%)                               | 6.2  | 13.9                           | <b>19.5</b>                 | 24.1                           | 31.3  | <b>27.5</b> |

\*HAI prevalence should be interpreted with caution, as it depends on patient mix, diagnostic capacity, sensitivity of HAI case finding and country representativeness of the sample of hospitals.

\*\*The percentage of the sum of isolates of the following resistant microorganisms divided by the sum of the isolates for which results from antimicrobial susceptibility testing were reported: *Staphylococcus aureus* resistant to methicillin (MRSA), *Enterococcus faecium* and *Enterococcus faecalis* resistant to vancomycin, Enterobacterales resistant to third-generation cephalosporins, and *Pseudomonas aeruginosa* and *Acinetobacter baumannii* resistant to carbapenems.

## Legend:

- Better than both EU/EEA country median and the 25<sup>th</sup> (or 75<sup>th</sup>) percentile
- Better than EU/EEA country median, but worse than the 25<sup>th</sup> (or 75<sup>th</sup>) percentile
- Worse than EU/EEA country median, but better than the 75<sup>th</sup> (or 25<sup>th</sup>) percentile
- Worse than both EU/EEA country median and the 75<sup>th</sup> (or 25<sup>th</sup>) percentile

