




2022-2023

## CYPRUS

Number of hospitals	10
Standard protocol	10
'Light' protocol	0
Number of patients	1173

	Min.	25 <sup>th</sup> percentile	EU/EEA country median	75 <sup>th</sup> percentile	Max.	Country	
<b>Healthcare-associated infections (HAIs) and antimicrobial resistance (AMR) indicators</b>							
	HAI prevalence* (% patients with HAI)	3.0	5.1	<b>6.8</b>	8.2	13.8	<b>13.8</b>
	Composite index** of AMR (% antimicrobial-resistant isolates)	7.9	15.4	<b>21.8</b>	38.2	68.7	<b>63.1</b>
<b>Infection prevention and control (IPC) and diagnostic stewardship indicators</b>							
	IPC nurses (full-time equivalents (FTEs) per 250 beds)	0.28	0.98	<b>1.25</b>	1.54	3.28	<b>2.48</b>
	Beds with alcohol-based handrub dispenser at point of care (% beds)	18.5	43.4	<b>49.2</b>	69.7	100	<b>44.6</b>
	Beds in single rooms (% beds)	3.2	7.1	<b>15.8</b>	35.2	56.5	<b>17.6</b>
	Blood culture sets (number per 1000 patient-days)	12.4	28.0	<b>44.7</b>	68.9	167.1	<b>45.3</b>
<b>Antimicrobial use (AU) and antimicrobial stewardship indicators</b>							
	AU prevalence (% patients with AU)	20.8	29.7	<b>36.0</b>	43.8	56.5	<b>56.5</b>
	Duration of surgical prophylaxis >1 day (% of antimicrobials for surgical prophylaxis)	15.8	31.2	<b>38.1</b>	60.1	79.8	<b>78.1</b>
	Antimicrobials reviewed and changed during treatment (%)	6.2	13.9	<b>19.5</b>	24.1	31.3	<b>18.5</b>

\*HAI prevalence should be interpreted with caution, as it depends on patient mix, diagnostic capacity, sensitivity of HAI case finding and country representativeness of the sample of hospitals.

\*\*The percentage of the sum of isolates of the following resistant microorganisms divided by the sum of the isolates for which results from antimicrobial susceptibility testing were reported: *Staphylococcus aureus* resistant to methicillin (MRSA), *Enterococcus faecium* and *Enterococcus faecalis* resistant to vancomycin, Enterobacterales resistant to third-generation cephalosporins, and *Pseudomonas aeruginosa* and *Acinetobacter baumannii* resistant to carbapenems.

## Legend:

- Better than both EU/EEA country median and the 25<sup>th</sup> (or 75<sup>th</sup>) percentile
- Better than EU/EEA country median, but worse than the 25<sup>th</sup> (or 75<sup>th</sup>) percentile
- Worse than EU/EEA country median, but better than the 75<sup>th</sup> (or 25<sup>th</sup>) percentile
- Worse than both EU/EEA country median and the 75<sup>th</sup> (or 25<sup>th</sup>) percentile

