

ECDC DAILY UPDATE

2009 influenza A (H1N1) pandemic

12 January 2010
09.00 CEST

Main developments in the past 24 hours

- US and Canada epidemiological updates included;
- A total of 2 185 fatal cases in Europe and EFTA countries and 11 753 in the rest of the world have been reported up to date;

This report is based on official information provided by national public health websites or through other official communication channels. Reported number of confirmed 2009 pandemic influenza A (H1N1) cases admitted to hospitals and intensive care, by country, as of 12 January 2010, 09.00 CEST in EU and EFTA countries are in Table 1. An update on the number of confirmed fatal cases for the world and Europe is presented in Table 2.

Epidemiologic update

All 27 EU and 4 EFTA countries are reporting cases of pandemic (H1N1) 2009 influenza. A total of 2 185 deaths have been reported since April 2009 (Table 2). From week 41 to 51 the numbers of deaths each had shown a steady increase almost doubling every fortnight over six weeks. The fall observed in weeks 52 and 53 was to be expected as it represents official reports placed on national web-sites and a number of Member States have not been doing this in what was a holiday week. While the most deaths have to date been in Western Europe there are increasing numbers of deaths being reported from Central and Eastern Europe. The reported cumulative fatal pandemic (H1N1) cases in the world have now passed 10,000 cases (Table 2). However, because of lack of laboratory confirmation and underreporting among other factors, this is likely to be a gross underestimation of the true number of fatalities associated with the pandemic. Available updates on hospital admissions, per Member State, can be found in Table 1.

Updates from the US and Canada

From U.S. Centers for Disease Control and Prevention (CDC) weekly influenza surveillance report:

December 27, 2009-January 2, 2010 (Week 52)

- Influenza activity decreased slightly in the U.S.
- 3.9% specimens reported to CDC/Influenza Division were positive for influenza.
- All subtyped influenza A viruses reported to CDC were 2009 influenza A (H1N1) viruses.
- The proportion of deaths attributed to pneumonia and influenza (P&I) was below the epidemic threshold.
- Four influenza-associated pediatric deaths were reported. All four deaths were associated with 2009 influenza A (H1N1) virus infection.
- The proportion of outpatient visits for influenza-like illness (ILI) was 2.4% which is above the national baseline of 2.3%.
- One state reported geographically widespread influenza activity, 12 states reported regional influenza activity, Puerto Rico, the District of Columbia, and 17 states reported local influenza activity, the U.S. Virgin Islands, Guam, 19 states reported sporadic influenza activity, and one state reported no influenza activity.

Other news:

January 10–16 is the U.S. National Influenza Vaccination Week (NIVW) during the 2009-2010 influenza season. It is a national observance that was established in 2006 to highlight the importance of continuing influenza vaccination, as well as fostering greater use of flu vaccine after the holiday season into January and beyond. In his proclamation declaring NIVW, President Obama stated "I encourage all Americans to observe this week by getting the H1N1 if they have not yet done so, and by asking their families, friends and co-workers to do the same."

Information on NIVW: <http://www.cdc.gov/flu/NIVW/>

For more information: U.S. Centers for Disease Control and Prevention "What's New on the H1N1 Flu Site": <http://www.cdc.gov/h1n1flu/whatsnew.htm>

U.S. Centers for Disease Control and Prevention Weekly Influenza Surveillance Report: <http://www.cdc.gov/flu/weekly/>

Overview of Influenza Surveillance in the United States: <http://www.cdc.gov/flu/weekly/pdf/overview.pdf>

From the Public Health Agency of Canada:

December 20, 2009 to January 2, 2010 (Weeks 51 and 52)

- Influenza activity in Canada remained low with most of the influenza surveillance regions reporting either sporadic or no activity.
- Only 1.6% of the specimens tested were positive for influenza while the ILI consultations rate was below or within the expected range.
- The Pandemic (H1N1) 2009 strain accounted for nearly 100% of the positive influenza A subtyped specimens.
- Seventy-six hospitalized cases, 22 ICU admissions and 16 deaths were reported.

For more information: Public Health Agency of Canada: <http://www.phac-aspc.gc.ca/influenza>

Public Health Agency of Canada FluWatch: http://www.phac-aspc.gc.ca/fluwatch/09-10/w51-52_09/index-eng.php

Table 1. Reported number of confirmed 2009 pandemic influenza A(H1N1) cases admitted to hospitals and intensive care, by country, as of 12 January 2010, 09.00 CEST in EU and EFTA countries.

Country (date of report)	Number of cases currently hospitalised	Cumulative number of cases admitted in hospitals	Number of cases currently in intensive care	Cumulative number of cases admitted to intensive care
Austria (08.01.)	-	-	-	-
Belgium (07.01.)	-	-	-	-
Bulgaria (13.12)	-	-	-	-
Cyprus(11.01)	-	-	3	27
Czech Republic (06.01.)	-	-	-	-
Denmark (06.01.)	-	-	10	81
Estonia (07.01.)	-	-	-	-
Finland (23.12.)	2	-	6	-
France (11.01.)	-	-	180	1181
Germany (05.01.)	-	-	-	-
Greece (07.01.)	-	-	-	-
Hungary (30.12.)	-	-	-	-
Iceland (10.12.)	3	180	1	20
Ireland (07.01.)	148	1043	9	87
Italy (03.12.)	-	933	-	453
Latvia (07.01.)	-	-	-	-
Liechtenstein (07.01.)	-	-	-	-
Lithuania (08.01.)	-	-	-	-
Luxembourg (27.12.)	-	-	0	0
Malta (04.09.)	-	46	-	1
Netherlands (08.01.)	-	2178	-	-
Norway (06.01.)	4	1317	2	172
Poland (22.12.)	-	-	-	-
Portugal (06.01.)	73	-	18	-
Romania (09.01.)	-	-	-	-
Slovakia (22.12.)	51	260	18	94
Slovenia (07.01.)	76	-	-	-
Spain (30.12.)	-	-	-	-
Sweden (07.01.)	-	-	-	-
Switzerland (07.01.)	8	480	-	87
United Kingdom* (08.01.)	393	-	103	-

Note: Data for the EU and EFTA countries correspond to the Ministry of Health or surveillance centre websites. New updates with changes in figures are highlighted in gray. (-) denotes no information readily available in official sources.

* Data includes information for England only. Other cumulative hospitalisations are: Scotland (1482), Wales (444) and Northern Ireland (577).

Table 2. Reported number of new and cumulative confirmed fatal 2009 pandemic influenza A(H1N1) cases in EU and EFTA countries, as 12 January 2010, 09.00 CEST, and in the rest of the world by country, as of 11 January 2010, 16.00 CEST.

Country	Number of new fatal cases since previous national update	Cumulative number of fatal cases
EU and EFTA countries		
Austria	19	22
Belgium	-	17
Bulgaria	-	35
Cyprus	2	6
Czech Republic	-	67
Denmark	-	30
Estonia	-	13
Finland	-	36
France	7	272*
Germany	-	159
Greece	-	82
Hungary	-	57
Iceland	-	2
Ireland	-	22
Italy	-	200
Latvia	-	31
Lithuania	-	18
Luxembourg	-	3
Malta	-	3
Netherlands	-	54
Norway	-	29
Poland	-	148
Portugal	-	80
Romania	-	84
Slovakia	-	30
Slovenia	-	14
Spain	-	271
Sweden	-	25
Switzerland	-	15
United Kingdom	5	360
Total	33	2185
Other European countries and central Asia		
Albania	-	6
Armenia	-	3
Belarus	-	20
Bosnia and Herzegovina	-	10
Croatia	-	25
Former Yugoslav Republic of Macedonia	8	22
Georgia	-	18
Kosovo	-	14
Moldova	-	30
Montenegro	-	7
Russia	-	19
Serbia	-	61
Ukraine	-	202
Total	8	437
Mediterranean and Middle-East		
Algeria	-	54
Bahrain	-	7
Egypt	15	187
Iran	-	147
Iraq	-	42
Israel	-	81
Jordan	-	19
Kuwait	-	27
Lebanon	-	5
Libya	-	1

Country	Number of new fatal cases since previous national update	Cumulative number of fatal cases
Morocco	-	50
Occupied Palestinian Territory	-	28
Oman	-	31
Qatar	-	8
Saudi Arabia	-	124
Syria	-	127
Tunisia	-	18
Turkey	-	415
United Arab Emirates	-	6
Yemen	-	28
Total	15	1405
Africa		
Ghana	-	1
Madagascar	-	3
Mauritius	-	8
Mozambique	-	2
Namibia	-	1
Sao Tome & Principe	-	2
South Africa	-	93
Sudan	-	5
Tanzania	-	1
Total	-	116
North America		
Canada	-	416
Mexico	-	880
USA	-	2290
Total	-	3586
Central America and Caribbean		
Bahamas	-	4
Barbados	-	3
Cayman Islands	-	1
Costa Rica	-	47
Cuba	-	49
Dominican Republic	-	23
El Salvador	-	31
Guatemala	-	18
Honduras	-	16
Jamaica	-	7
Nicaragua	-	11
Panama	-	11
Saint Kitts and Nevis	-	2
Saint Lucia	-	1
Suriname	-	2
Trinidad-Tobago	-	5
Total	-	231
South America		
Argentina	-	617
Bolivia	-	59
Brazil	-	1632
Chile	-	150
Colombia	-	196
Ecuador	-	96
Paraguay	-	52
Peru	-	208
Uruguay	-	33
Venezuela	-	121
Total	-	3164
North-East and South Asia		
Afghanistan	-	17
Bangladesh	-	6
China (Mainland)	11	659

Country	Number of new fatal cases since previous national update	Cumulative number of fatal cases
Hong Kong SAR China	-	55
India	24	1059
Japan	-	116
Macao SAR China	-	2
Maldives	-	1
Mongolia	-	26
Nepal	-	2
Pakistan	-	14
South Korea	-	170
Sri Lanka	9	45
Taiwan	1	36
Total	45	2208
South-East Asia		
Brunei Darussalam	-	1
Cambodia	-	6
Indonesia	-	10
Laos Peoples Democratic Republic	-	1
Malaysia	-	77
Philippines	-	30
Singapore	-	19
Thailand	-	192
Vietnam	-	53
Total	-	389
Australia and Pacific		
Australia	-	191
Cook Islands	-	1
Marshall Islands	-	1
New Zealand	-	20
Samoa	-	2
Solomon Islands	-	1
Tonga	-	1
Total	-	217
TOTAL	101	13938

* Deaths reported from France include 1 in Guyana, 9 in New Caledonia, 7 in the French Polynesia, 7 in La Réunion, 1 in Martinique, 2 in Mayotte, 5 in Guadeloupe and 240 in mainland France.

Figure 1. Number of confirmed deaths among 2009 pandemic influenza A(H1N1) cases by week of notification in EU and EFTA countries

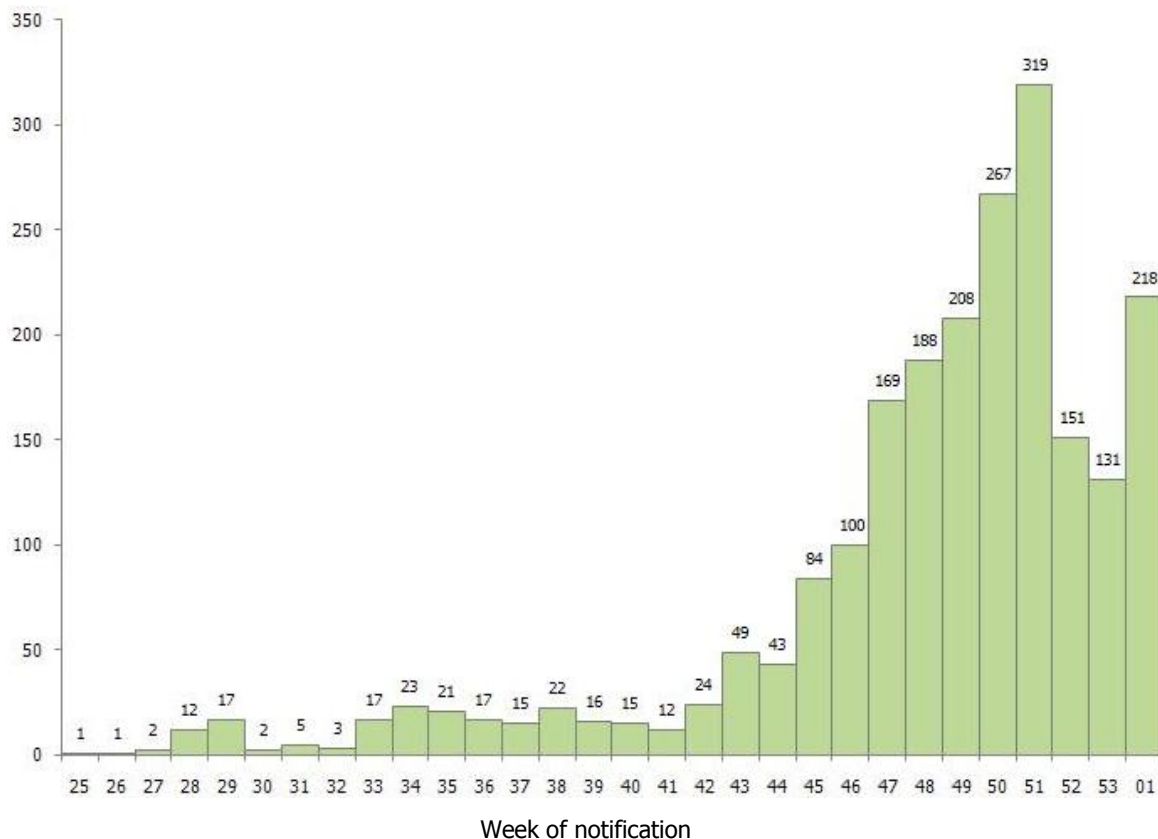
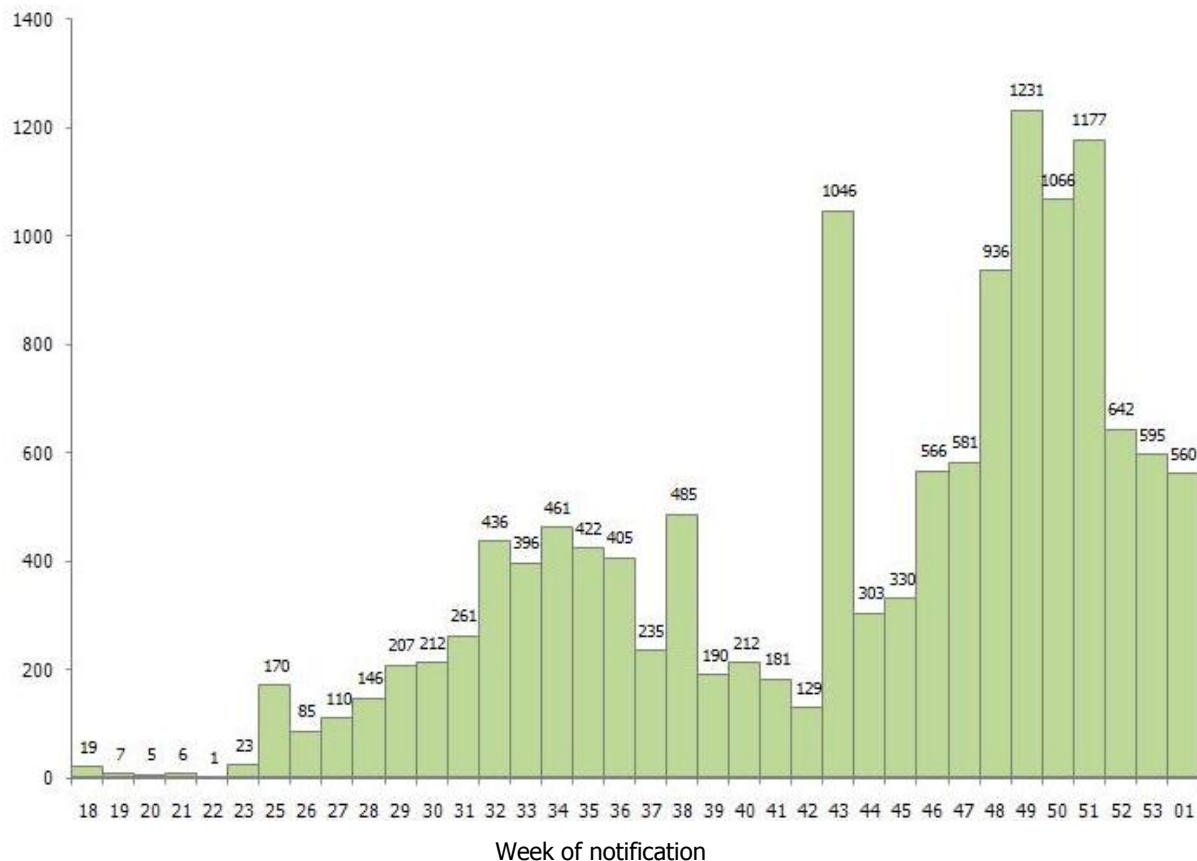


Figure 2. Number of confirmed deaths among 2009 pandemic influenza A(H1N1) 2009 influenza cases by week of notification in the rest of the world*.



* The apparent increase in the number of deaths in week 43 is due to the aggregate reporting of fatal cases from Brazil from weeks 37 to 40 and to our batch report of US fatal cases since 1 August 2009.

Figure 3. Reported cumulative number of confirmed fatal cases of 2009 pandemic influenza A(H1N1) in EU and EFTA countries, as of 12 January 2010, 09.00 CEST

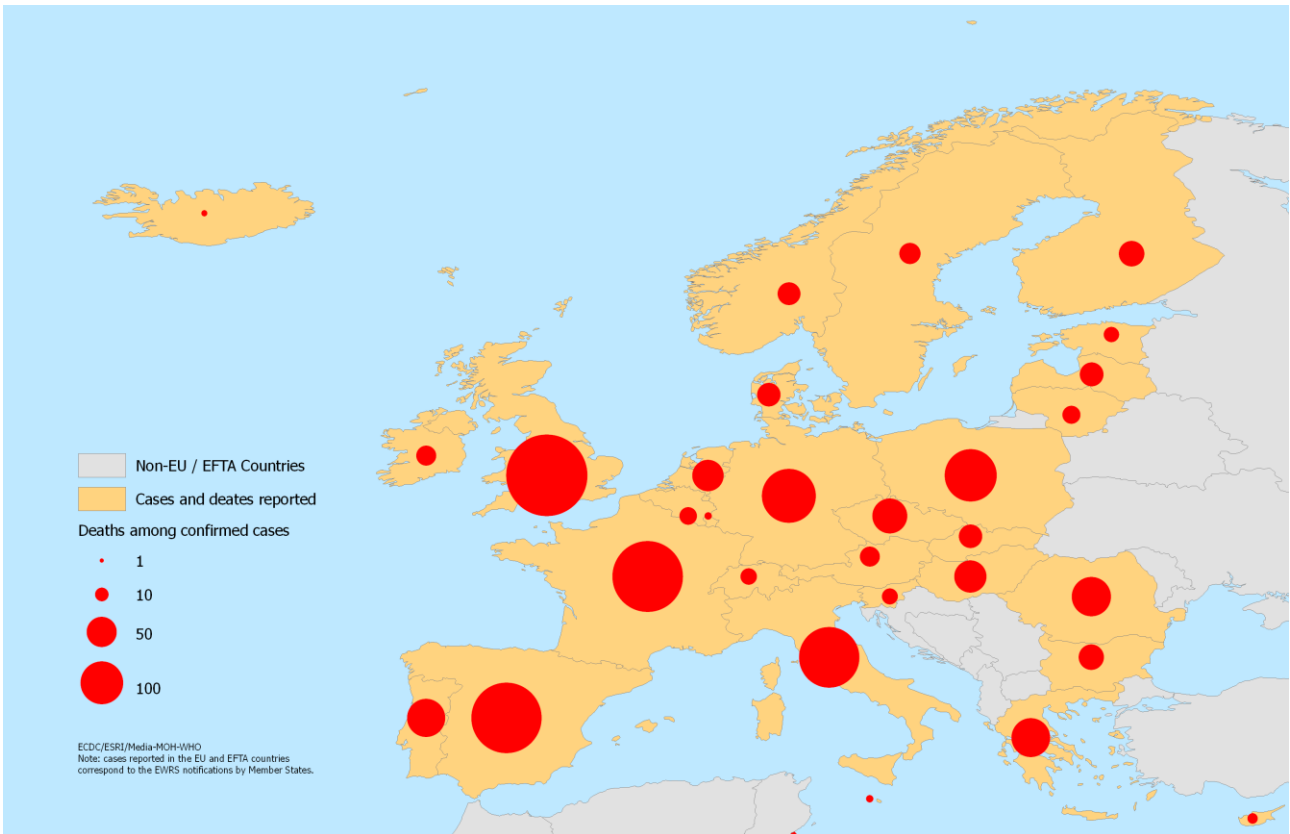


Figure 4. Reported cumulative number of confirmed fatal cases of 2009 pandemic influenza A(H1N1) and country status, by country, as of 11 January 2010, 16.00 CEST

