

ECDC DAILY UPDATE

Pandemic (H1N1) 2009

Update 11 November 2009,
09:00 hours CEST

Main developments in past 24 hours

- WHO published revised clinical management guidance;
- Total of 423 fatal cases in Europe and EFTA countries and 6 169 in the rest of the world have been reported up to date.

This report is based on official information provided by the national public health websites or through other official communication channels. An update on the number of confirmed fatal cases is presented in Table 2 - as of 10 November 2009 -16:00 hours CEST, for the world, and 11 November 2009 - 09:00 hours CEST, for Europe.

WHO published revised clinical management guidance

Based on a international consultation of experts in October 2009, the World Health Organization (WHO) has now revised its clinical management guidelines for pandemic influenza. The revisions emphasise the need to begin treatment of suspect cases without laboratory confirmation as there are issues related to the laboratory confirmation. Early treatment of patients with severe or rapidly progressing illness and patients belonging to risk groups is recommended. Antibiotic treatment, oxygen therapy and critical care issues are also discussed in the guidelines. A clinical triage algorithm for ILI and pneumonia is provided for resource-poor settings.

Find the full WHO guidance document at:

http://www.who.int/csr/resources/publications/swineflu/clinical_management_h1n1.pdf

Epidemiologic update

All 27 EU and 4 EFTA countries are reporting cases of pandemic (H1N1) 2009 influenza. Since April 2009, a total 423 deaths have been reported (Table 2) and the number of deaths by week has been clearly increasing over the last 4 weeks.

The latest available updates as of November 10, 2009, at 16:00, on new and on confirmed fatal pandemic A(H1N1) cases outside the EU/EFTA area by country, are also presented in Table 2.

The latest available updates on hospital admissions per Member State are presented in Table 1.

Table 1: Reported number of confirmed Pandemic (H1N1) 2009 influenza cases admitted to hospitals and intensive care by country as of 11 November 2009, 09:00 hours (CEST) in the EU and EFTA countries

Country (date of report)	Number of cases currently hospitalised	Cumulative number of cases admitted in hospitals	Number of cases currently in intensive care	Cumulative number of cases admitted to intensive care
Austria (10.11.)	-	-	-	-
Belgium (05.11.)	-	-	-	-
Bulgaria (04.11)	-	-	-	-
Cyprus(01.11)	-	-	-	4
Czech Republic (05.11.)	-	-	-	-
Denmark (04.11.)	-	-	-	-
Estonia (23.10.)	-	11	-	-
Finland (04.11.)	-	-	-	-
France (04.11.)	203	625	36	131
Germany (09.11.)	-	-	-	-
Greece (04.11.)	-	-	-	-
Hungary (01.11.)	-	68	-	-
Iceland (30.10.)	43	-	11	-
Ireland (05.11.)	165	665	19	54
Italy (10.11)	-	184	-	82
Latvia (13.08.)	-	1	-	-
Liechtenstein (05.11.)	-	-	-	-
Lithuania (13.08.)	-	-	-	-
Luxembourg (21.10.)	-	-	0	0
Malta (04.09.)	-	46	-	1
Netherlands (06.11.)	273	611	28	69
Norway (04.11.)	69	497	4	69
Poland (10.11.)	-	-	-	-
Portugal (04.11.)	63	-	9	-
Romania (08.11)	-	-	-	-
Slovakia (12.08.)	2	33	0	0
Slovenia (10.08.)	-	-	-	-
Spain (05.11.)	-	-	-	-
Sweden (01.11.)	51	241	-	-
Switzerland (01.11.)	6	33	-	-
United Kingdom ^a (05.11.)	848	-	172	-

Note: Data for the EU and EFTA countries correspond to the Ministry of Health or surveillance centre websites. New updates with changes in figures are shaded in yellow. (-) denotes no information readily available in official sources.

^aData includes all probable cases for England only. Does not include Scotland (691 cumulative hospitalisations), Wales (251) and Northern Ireland (495).

Table 2. Reported number of new and cumulative confirmed fatal Pandemic (H1N1) 2009 influenza cases in EU and EFTA countries, as 11 November 2009, 09:00 hours CEST, and in the rest of the world by country, as of 10 November 2009, 16:00 hours CEST.

Country	Number of new fatal cases since previous national update	Cumulative number of fatal cases
EU AND EFTA COUNTRIES		
Austria	-	1
Belgium	-	8
Bulgaria	-	5
Czech Republic	-	1
Finland	3	5
France	-	57 ^a
Germany	3	12
Greece	-	5
Hungary	-	5
Iceland	-	1
Ireland	-	14
Italy	3	34
Latvia	-	1
Luxembourg	-	1
Malta	-	3
Netherlands	-	17
Norway	-	16
Portugal	-	5
Slovakia	-	1
Spain	-	73
Sweden	-	3
United Kingdom	-	155
Total	9	423
OTHER EUROPEAN COUNTRIES & CENTRAL ASIA		
Belarus	-	7
Croatia	1	2
Moldova	1	4
Russia	-	15
Serbia	-	7
Ukraine	-	1
Total	2	36
MEDITERRANEAN AND MIDDLE-EAST		
Bahrain	-	6
Egypt	-	6

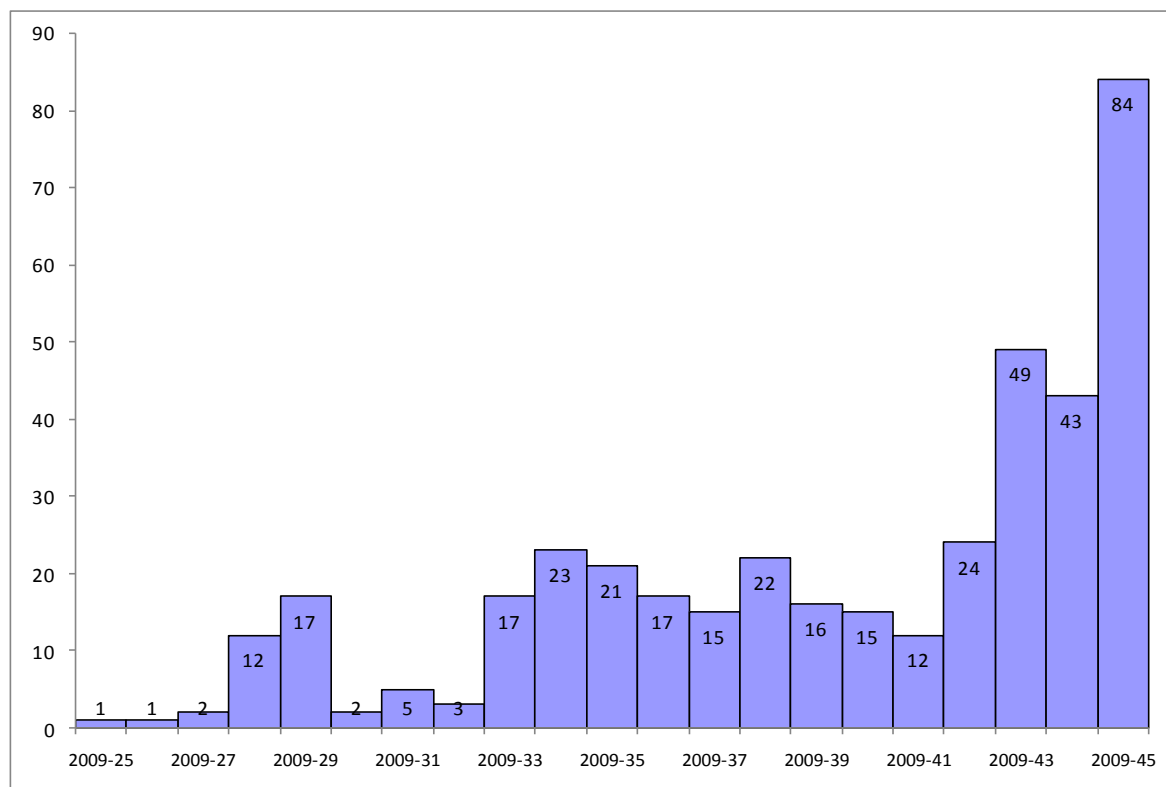
Iran	-	33
Iraq	-	7
Israel	-	39
Jordan	-	7
Kuwait	-	22
Lebanon	-	3
Occupied Palestinian Territory	-	2
Oman	-	25
Qatar	-	5
Saudi Arabia	-	66
Syria	-	7
Turkey	3	30
United Arab Emirates	-	6
Yemen	-	17
Total	3	281
AFRICA		
Ghana	-	1
Madagascar	-	1
Mauritius	-	8
Mozambique	-	2
Namibia	-	1
Sao Tome & Principe	-	2
South Africa	-	91
Sudan	-	1
Tanzania	-	1
Total	-	108
NORTH AMERICA		
Canada	-	115
Mexico	35	433
USA	-	1004
Total	35	1552
CENTRAL AMERICA & CARIBBEAN		
Bahamas	-	4
Barbados	-	3
Cayman Islands	-	1
Costa Rica	-	38
Cuba	-	7
Dominican Republic	-	22
El Salvador	-	23
Guatemala	-	18

Honduras	-	16
Jamaica	-	5
Nicaragua	-	11
Panama	-	11
Saint Kitts and Nevis	-	1
Saint Lucia	-	1
Suriname	-	2
Trinidad-Tobago	-	5
Total	-	168
SOUTH AMERICA		
Argentina	-	600
Bolivia	-	56
Brazil	-	1368
Chile	-	140
Colombia	-	136
Ecuador	-	80
Paraguay	-	52
Peru	-	180
Uruguay	-	33
Venezuela	-	97
Total	-	2742
NORTH-EAST & SOUTH ASIA		
Afghanistan	-	11
Bangladesh	-	6
China (Mainland)	14	30
Hong Kong SAR China	-	39
India	17	502
Japan	-	28
Macao SAR China	-	2
Mongolia	-	8
South Korea	4	52
Sri Lanka	-	1
Taiwan	-	27
Total	35	706
SOUTH-EAST ASIA		
Brunei Darussalam	-	1
Cambodia	-	4
Indonesia	-	10
Laos Peoples Democratic Republic	-	1
Malaysia	-	77

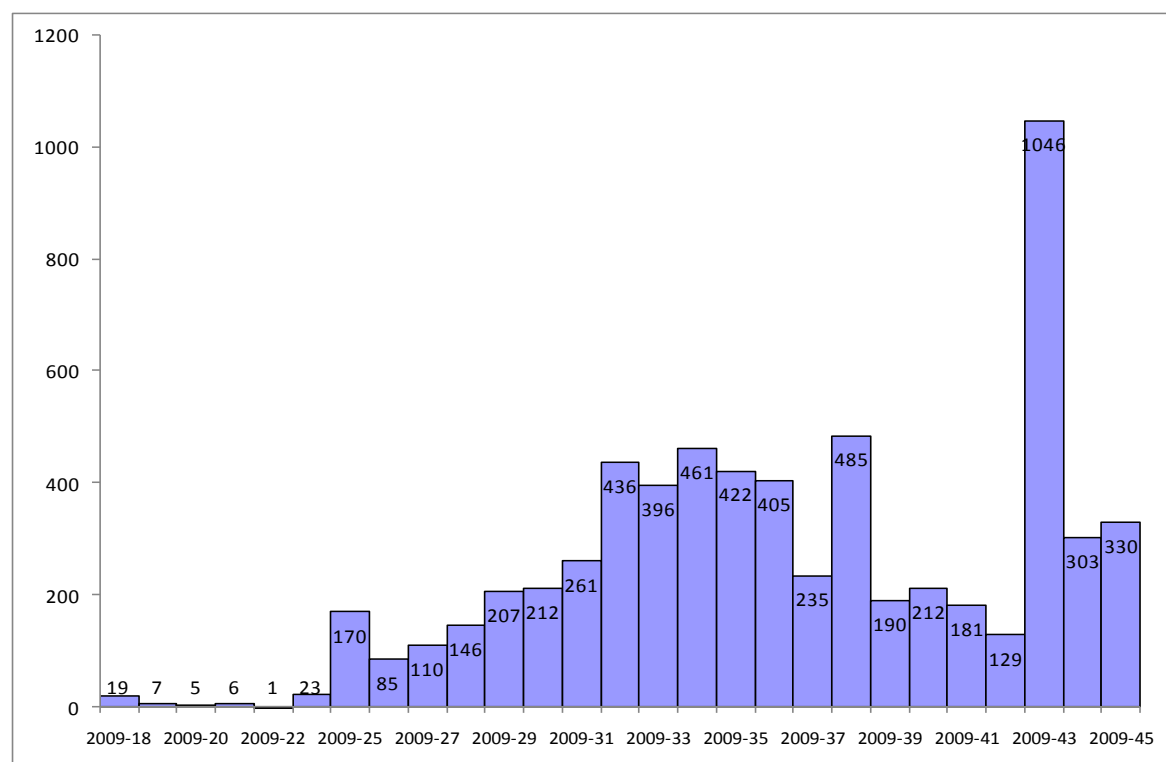
Philippines	-	30
Singapore	-	18
Thailand	-	184
Vietnam	-	39
Total	-	364
AUSTRALIA & PACIFIC		
Australia	-	187
Cook Islands	-	1
Marshall Islands	-	1
New Zealand	-	19
Samoa	-	2
Solomon Islands	-	1
Tonga	-	1
Total	-	212
TOTAL	84	6592

^a Deaths reported from France include 1 in Guyana, 9 in New Caledonia, 7 in the French Polynesia, 6 in the Reunion, 1 in Martinique, 2 in Mayotte, 1 in Guadeloupe and 30 in mainland France.

Figure 1: Number of confirmed deaths among pandemic (H1N1) 2009 influenza cases by week of notification. EU and EFTA countries (upper panel, week 25 to week 45, 2009) and world (lower panel^a, week 18 to week 45, 2009).



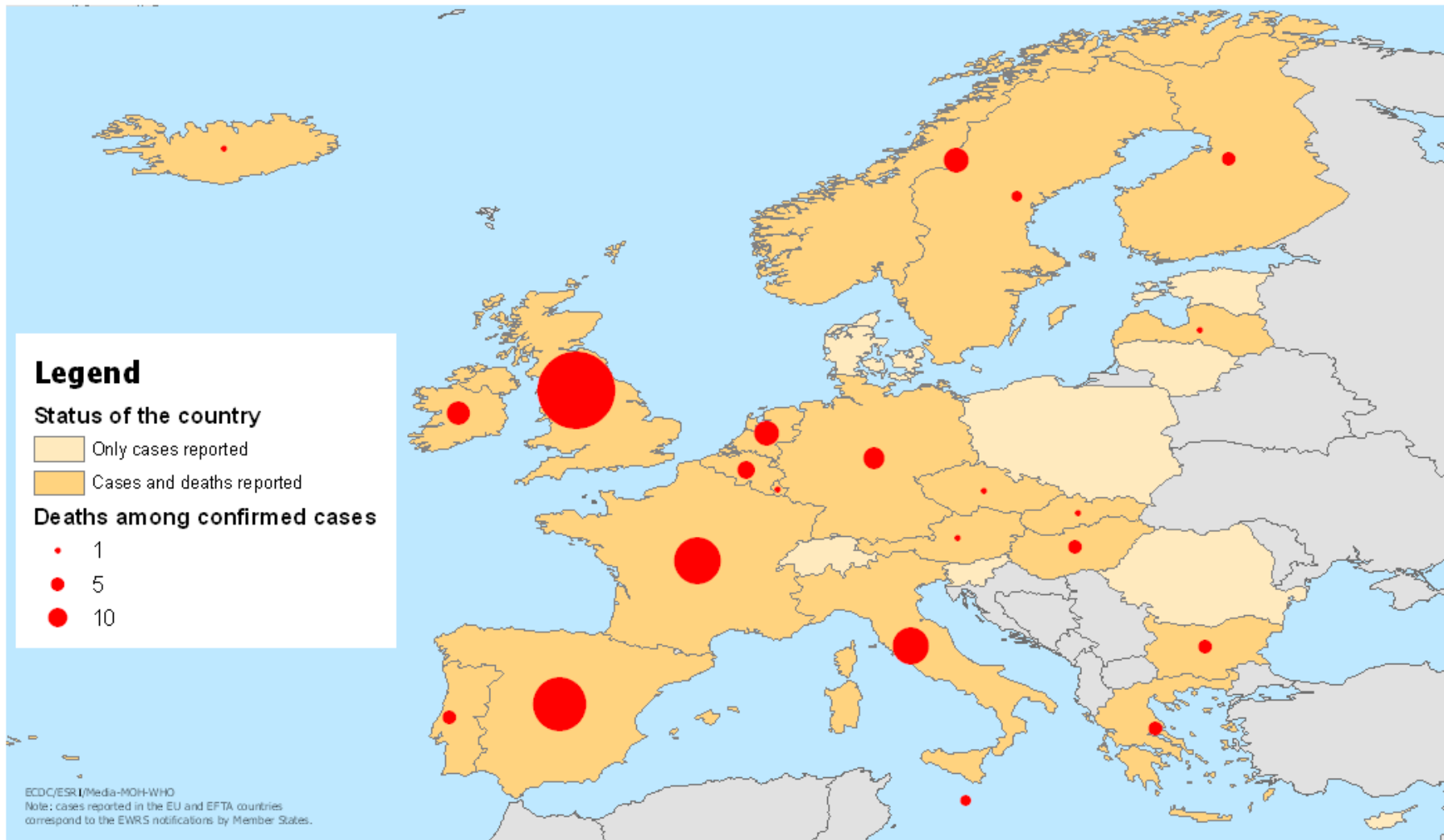
Notification week



Notification week

^a The apparent increase in the number of deaths in week 43 is due to the aggregate reporting of fatal cases from Brazil from weeks 37 to 40 and to our batch report of US fatal cases since August 1st.

Reported cumulative number of confirmed fatal cases of influenza A(H1N1)v in EU and EFTA countries, as of 11 November 2009, 09:00 hours CEST



Reported cumulative number of confirmed fatal cases of influenza A(H1N1)v and country reporting status by country, as of 10 November 2009, 16:00 hours CEST

