

## ECDC DAILY UPDATE

### Pandemic (H1N1) 2009

Update 06 November 2009,  
09:00 hours CEST

## Main developments in past 24 hours

- Update on events in Ukraine included;
- Weekly Influenza Surveillance Overview to be published today;
- Eurosurveillance updates published;
- Total of 389 fatal cases in Europe and EFTA countries and 6 005 in the rest of the world have been reported up to date.

This report is based on official information provided by the national public health websites or through other official communication channels. An update on the number of confirmed fatal cases is presented in Table 2 - as of 05 November 2009 -16:00 hours CEST, for the world, and 06 November 2009 - 09:00 hours CEST, for Europe.

## Other updates

### **Pandemic H1N1 outbreak, Ukraine**

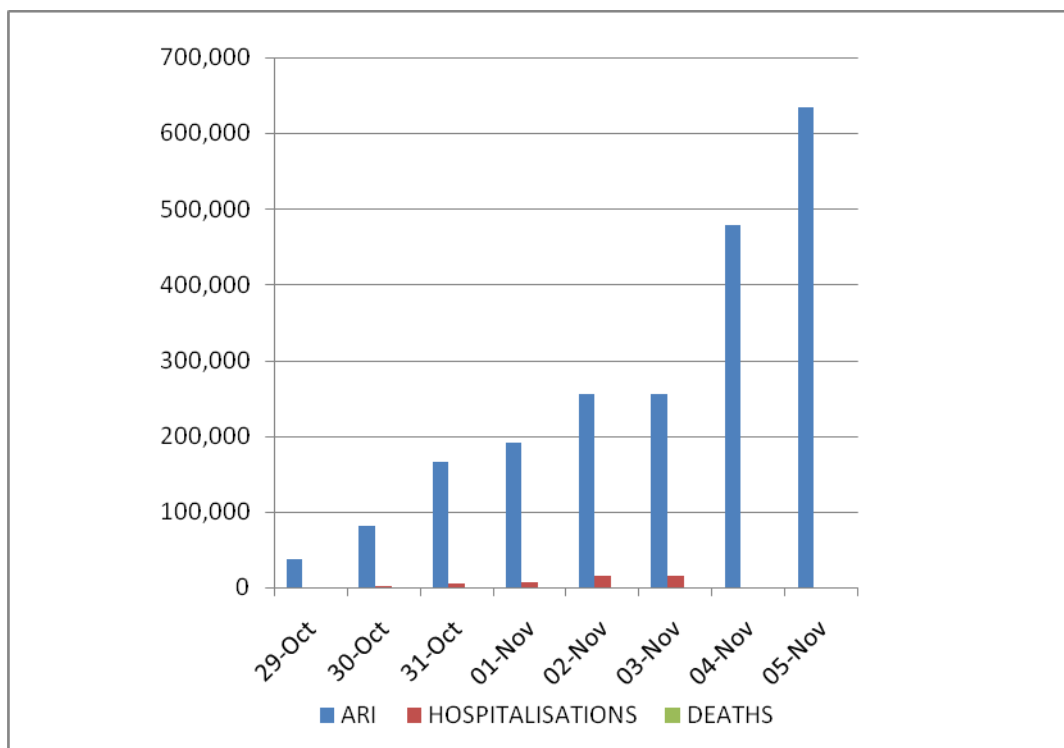
The Ministry of Health has reported yesterday 633,877 cases of acute respiratory illness and 95 deaths related to acute respiratory illness, which represents a significant increase compared to the previous day (+32% for the number of cases and + 10% for the number of deaths). Influenza A (H1N1) has been identified in a number of samples in domestic laboratories and confirmed by the WHO's reference laboratory in London. A 9-person WHO outbreak assessment team, including experts from ECDC and EU Member States has been deployed at the request of the ministry of health in Ukraine and are presently in Kiev and Lviv.

It is clear that the pandemic (H1N1) 2009 has established itself in Ukraine and it is likely that the rapidly evolving situation in Ukraine is mainly related to the pandemic. However, at this stage, others causes for clusters of respiratory illness, specifically in the western oblasts cannot be ruled out.

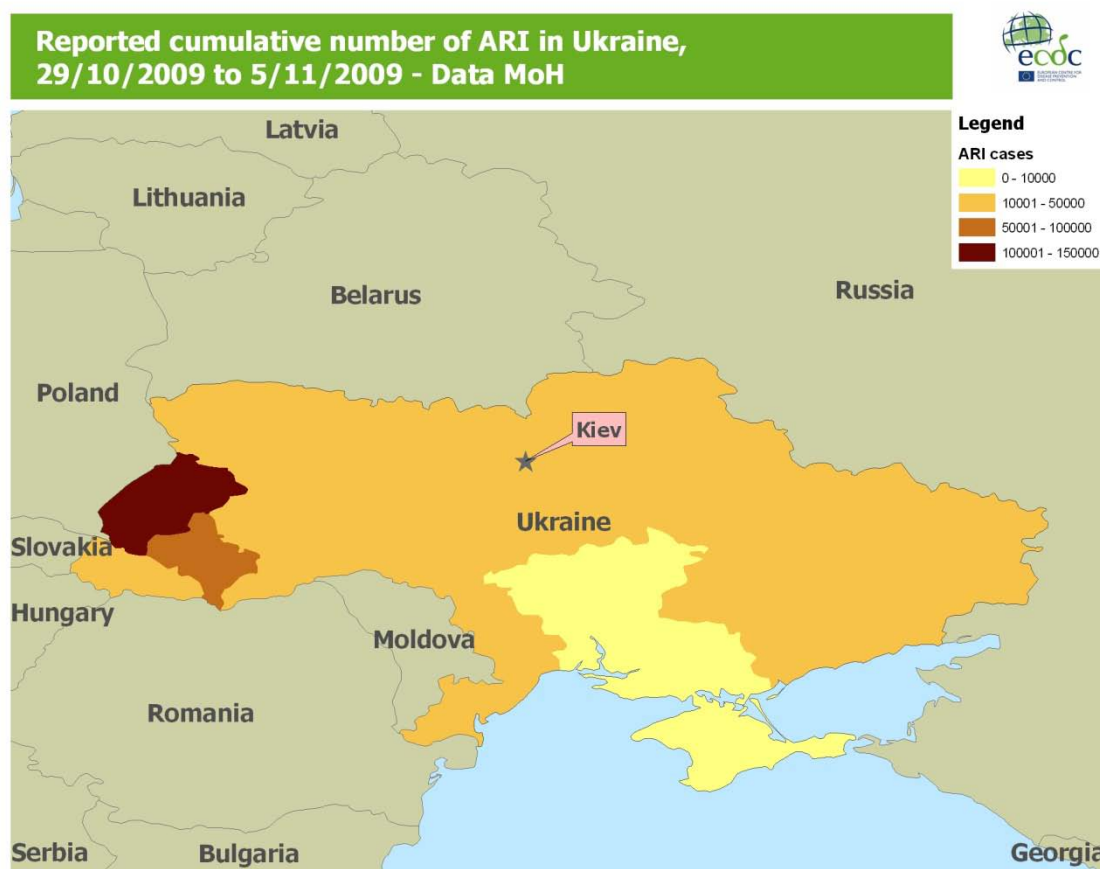
Ukraine called on the EU through the Community Civil Protection Mechanism on 31 October for help to deal with this situation. The European Commission's Monitoring and Information Centre (MIC), is today dispatching a coordination and assessment team of experts. Adding to that, several countries has already offered their help to control this outbreak.

Cumulative number of reported ARI cases in Ukraine, by day, since 29<sup>th</sup> of October 2009 (data MOH)

	ARI	HOSPITALISATIONS	DEATHS
29-Oct	37923	951	30
30-Oct	81487	2341	33
31-Oct	165192	5239	39
01-Nov	191431	7524	60
02-Nov	255516	15810	70
03-Nov	255516	15810	71
04-Nov	478456	24003	81
05-Nov	633877	28836	95



Geographical distribution of cumulative number of reported ARI cases in Ukraine since 29<sup>th</sup> of October 2009 (data MOH)



## Weekly Influenza Surveillance Overview

The ECDC Weekly Influenza Surveillance Overview will be published this afternoon and will be available at:

[http://www.ecdc.europa.eu/en/activities/surveillance/EISN/Pages/EISN\\_Bulletin.aspx](http://www.ecdc.europa.eu/en/activities/surveillance/EISN/Pages/EISN_Bulletin.aspx)

## Eurosurveillance update

In the eurosurveillance editorial this week, Alex J Elliot reviews the tools being used for monitoring the spread of the pandemic worldwide: sentinel based systems, syndromic surveillance systems, telephone health line monitoring, as well as novel trends in pandemic surveillance such as the Google flu trends approach.

Syndromic surveillance: The next phase of public health monitoring during the H1N1 influenza pandemic? <http://www.eurosurveillance.org/viewarticle.aspx?articleid=19391>

Ireland presents this week a review of 205 cases of confirmed pandemic H1N1 influenza who were hospitalised in Ireland. This review confirms highest rates of admission among the 15 to 19 age group, while 51% of admitted cases did not belong to risk groups.

Surveillance of the first 205 confirmed hospitalised cases of pandemic H1N1 influenza in Ireland, 28 April – 3 October 2009. <http://www.eurosurveillance.org/ViewArticle.aspx?ArticleId=19389>

Authors from Japan are presenting results of modelling applied for the evaluation of social distancing measures. They indicate that post-exposure prophylaxis combined with isolation at home and school closure significantly

decreases the total number of cases in the community and can mitigate the spread of pandemic H1N1 influenza, even when there is a delay in the availability of vaccine.

Measures against transmission of pandemic H1N1 influenza in Japan in 2009: Simulation model. <http://www.eurosurveillance.org/ViewArticle.aspx?ArticleId=19385>

Authors from New Zealand are reporting that Google Flu Trends appears to provide a useful free surveillance system but should probably be seen as supplementary rather than as an alternative monitoring tool.

Interpreting "Google Flu Trends" data for pandemic H1N1 influenza: The New Zealand experience. <http://www.eurosurveillance.org/ViewArticle.aspx?ArticleId=19386>

Authors from Australia are reporting that using deputising medical service provides low cost and timely ILI surveillance.

Influenza-like illness surveillance using a deputising medical service corresponds to surveillance from sentinel general practices. <http://www.eurosurveillance.org/ViewArticle.aspx?ArticleId=19387>

"I-MOVE" towards monitoring seasonal and pandemic influenza vaccine effectiveness: lessons learnt from a pilot multi-centric case-control study in Europe, 2008-9.

<http://www.eurosurveillance.org/ViewArticle.aspx?ArticleId=19388>

## Epidemiologic update

All 27 EU and 4 EFTA countries are reporting cases of pandemic (H1N1) 2009 influenza. Since April 2009, a total 389 deaths have been reported; the information is available in Table 2.

The latest available updates as of November 05, 2009, at 16:00, on new and on confirmed fatal pandemic A(H1N1) cases outside the EU/EFTA area by country, are also presented in Table 2.

The latest available updates on hospital admissions per Member State are presented in Table 1.

### Daily Update contents

ECDC has now stopped publishing numbers of confirmed cases reported from EU/EFTA member states – as well as from other countries around the world – in its Daily Update. This is due to the fact that most European countries are now recommending laboratory confirmation only in certain population groups, such as the risk groups. The World Health Organization has also recommended that countries verify only the first few hundred cases; after that exhaustive sampling is not recommended any more.

We will continue to monitor the evolution of the pandemic within Europe mirrored by the number of fatal cases by country and through the Weekly Influenza Surveillance Overview which is published on Fridays. For the countries outside of Europe, we will monitor the number of fatal cases by country and monitor the surveillance reports of selected non-European countries. It must be emphasized that the numbers of fatal cases per country associated with pandemic influenza are likely to be gross underestimates. Access to healthcare, the quality of the laboratory network in the country, the quality of the surveillance system and the case definition used for identifying fatal cases all affect these figures and will vary from country to country.

Daily Updates will be produced by 09:00hrs every morning Monday to Friday. No updates will be produced during weekends and the Daily Update published on Monday includes the weekend's information. The production cycle will be reviewed as needed.

**Table 1: Reported number of confirmed Pandemic (H1N1) 2009 influenza cases admitted to hospitals and intensive care by country as of 06 November 2009, 09:00 hours (CEST) in the EU and EFTA countries**

Country (date of report)	Number of cases currently hospitalised	Cumulative number of cases admitted in hospitals	Number of cases currently in intensive care	Cumulative number of cases admitted to intensive care
Austria (23.10.)	-	-	-	-
Belgium (05.11.)	-	-	-	-
Bulgaria (04.11)	-	-	-	-
Cyprus	-	-	-	-
Czech Republic (05.11.)	-	-	-	-
Denmark (04.11.)	-	-	-	-
Estonia (23.10.)	-	11	-	-
Finland (04.11.)	-	-	-	-
France (04.11.)	203	625	36	131
Germany (29.10.)	-	-	-	-
Greece (04.11.)	-	-	-	-
Hungary (01.11.)	-	68	-	-
Iceland (30.10.)	43	-	11	-
Ireland (05.11.)	165	665	19	54
Italy (05.11)	-	-	-	-
Latvia (13.08.)	-	1	-	-
Liechtenstein (05.11.)	-	-	-	-
Lithuania (13.08.)	-	-	-	-
Luxembourg (21.10.)	-	-	0	0
Malta (04.09.)	-	46	-	1
Netherlands (30.10.)	131	335	7	39
Norway (04.11.)	69	497	4	69
Poland (05.11.)	-	-	-	-
Portugal (04.11.)	63	-	9	-
Romania (05.11)	-	-	-	-
Slovakia (12.08.)	2	33	0	0
Slovenia (10.08.)	-	-	-	-
Spain (05.11.)	-	-	-	-
Sweden (01.11.)	51	241	-	-
Switzerland (01.11.)	6	33	-	-
United Kingdom <sup>a</sup> (05.11.)	848	-	172	-

Note: Data for the EU and EFTA countries correspond to the Ministry of Health or surveillance centre websites. New updates with changes in figures are shaded in yellow. (-) denotes no information readily available in official sources.

<sup>a</sup>Data includes all probable cases for England only. Does not include Scotland (691 cumulative hospitalisations), Wales (251) and Northern Ireland (495).

Table 2. Reported number of new and cumulative confirmed fatal Pandemic (H1N1) 2009 influenza cases in EU and EFTA countries, as 06 November 2009, 09:00 hours CEST, and in the rest of the world by country, as of 05 November 2009, 16:00 hours CEST.

Country	Number of new fatal cases since previous national update	Cumulative number of fatal cases
<b>EU AND EFTA COUNTRIES</b>		
Austria	-	1
Belgium	-	8
Bulgaria	-	5
Czech Republic	-	1
Finland	1	2
France	-	49 <sup>a</sup>
Germany	3	9
Greece	2	5
Hungary	1	5
Iceland	-	1
Ireland	4	14
Italy	4	25
Luxembourg	-	1
Malta	-	3
Netherlands	-	10
Norway	-	15
Portugal	-	5
Spain	10	73
Sweden	1	3
United Kingdom	11	154
<b>Total</b>	<b>37</b>	<b>389</b>
<b>OTHER EUROPEAN COUNTRIES &amp; CENTRAL ASIA</b>		
Belarus	6	7
Croatia	-	1
Moldova	-	2
Russia	-	14
Serbia	1	3
Ukraine	-	1
<b>Total</b>	<b>7</b>	<b>28</b>
<b>MEDITERRANEAN AND MIDDLE-EAST</b>		
Bahrain	-	6
Egypt	-	6
Iran	5	33

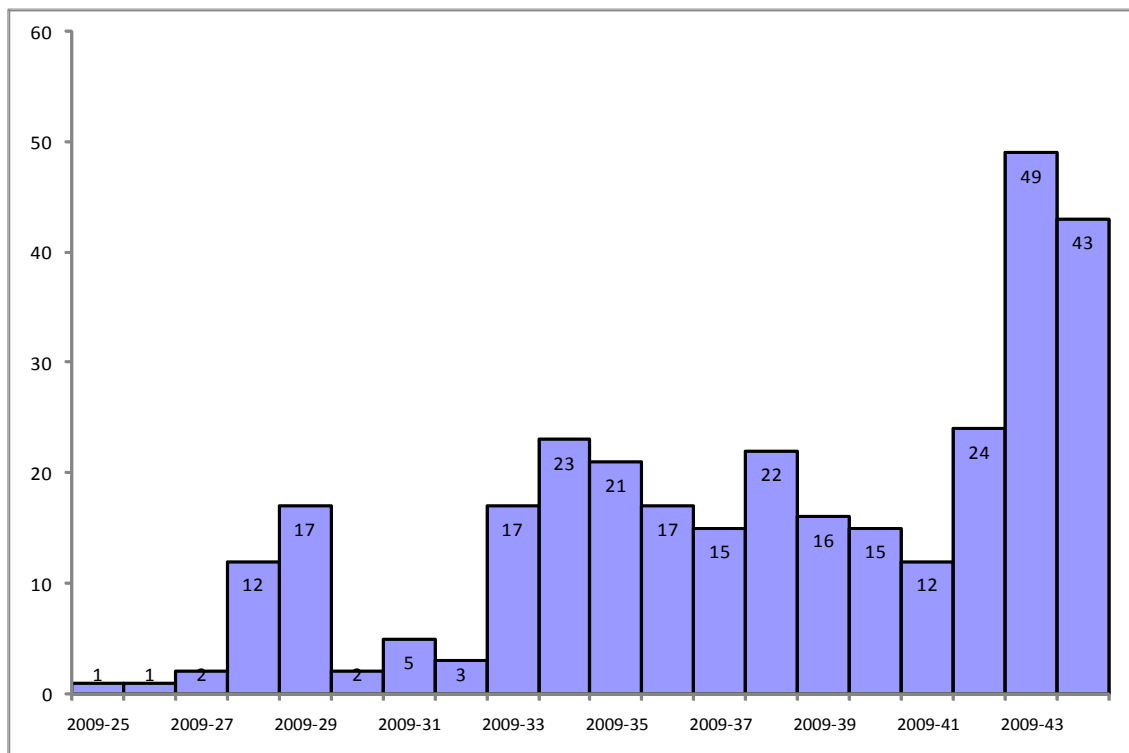
Iraq	-	7
Israel	-	39
Jordan	-	7
Kuwait	-	21
Lebanon	-	3
Occupied Palestinian Territory	-	1
Oman	-	25
<b>Qatar</b>	<b>1</b>	<b>5</b>
Saudi Arabia	-	66
Syria	-	7
<b>Turkey</b>	<b>4</b>	<b>19</b>
United Arab Emirates	-	6
Yemen	-	17
<b>Total</b>	<b>10</b>	<b>268</b>
<b>AFRICA</b>		
Ghana	-	1
Madagascar	-	1
Mauritius	-	8
Mozambique	-	2
Namibia	-	1
Sao Tome & Principe	-	2
South Africa	-	91
Sudan	-	1
Tanzania	-	1
<b>Total</b>	<b>-</b>	<b>108</b>
<b>NORTH AMERICA</b>		
Canada	-	101
Mexico	-	377
USA	-	1004
<b>Total</b>	<b>-</b>	<b>1482</b>
<b>CENTRAL AMERICA &amp; CARIBBEAN</b>		
Bahamas	-	4
Barbados	-	3
Cayman Islands	-	1
Costa Rica	-	38
Cuba	-	7
Dominican Republic	-	22
<b>El Salvador</b>	<b>1</b>	<b>23</b>
Guatemala	-	18
Honduras	-	16

Jamaica	-	5
Nicaragua	-	11
Panama	-	11
Saint Kitts and Nevis	-	1
Suriname	-	2
Trinidad-Tobago	-	5
<b>Total</b>	<b>1</b>	<b>167</b>
<b>SOUTH AMERICA</b>		
Argentina	-	593
Bolivia	-	56
Brazil	-	1368
Chile	-	136
Colombia	-	136
Ecuador	5	80
Paraguay	-	52
Peru	18	180
Uruguay	-	33
Venezuela	-	95
<b>Total</b>	<b>23</b>	<b>2729</b>
<b>NORTH-EAST &amp; SOUTH ASIA</b>		
Afghanistan	8	9
Bangladesh	-	6
China (Mainland)	-	8
Hong Kong SAR China	2	39
India	-	478
Japan	-	28
Macao SAR China	-	2
Mongolia	-	6
South Korea	-	45
Taiwan	-	27
<b>Total</b>	<b>10</b>	<b>648</b>
<b>SOUTH-EAST ASIA</b>		
Brunei Darussalam	-	1
Cambodia	-	4
Indonesia	-	10
Laos Peoples Democratic Republic	-	1
Malaysia	-	77
Philippines	-	30
Singapore	-	18
Thailand	-	184

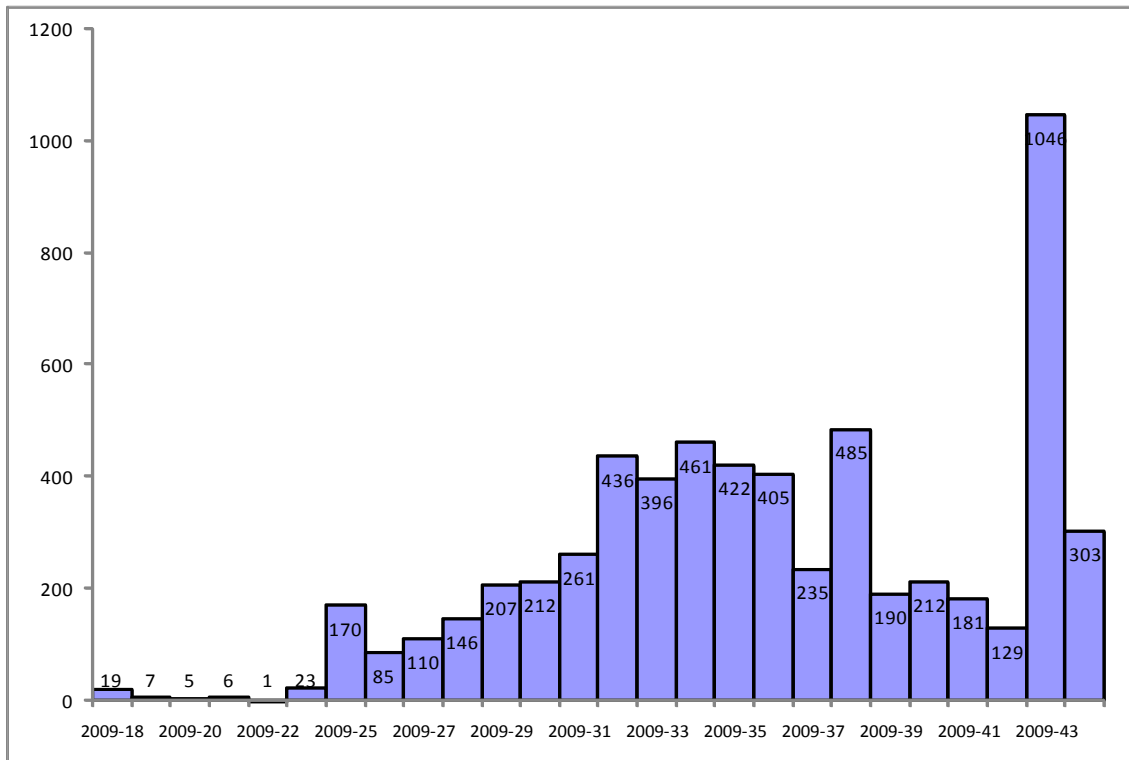
Vietnam	2	39
<b>Total</b>	<b>2</b>	<b>364</b>
<b>AUSTRALIA &amp; PACIFIC</b>		
Australia	-	186
Cook Islands	-	1
Marshall Islands	-	1
New Zealand	-	19
Samoa	-	2
Solomon Islands	-	1
Tonga	-	1
<b>Total</b>	<b>-</b>	<b>211</b>
<b>TOTAL</b>	<b>90</b>	<b>6394</b>

<sup>a</sup> Deaths reported from France include 1 in Guyana, 9 in New Caledonia, 7 in the French Polynesia, 6 in the Reunion, 1 in Martinique, 2 in Mayotte, 1 in Guadeloupe and 22 in mainland France.

**Figure 1: Number of confirmed deaths among pandemic (H1N1) 2009 influenza cases by week of notification. EU and EFTA countries (upper panel, week 25 to week 44, 2009) and world (lower panel<sup>a</sup>, week 18 to week 44, 2009).**



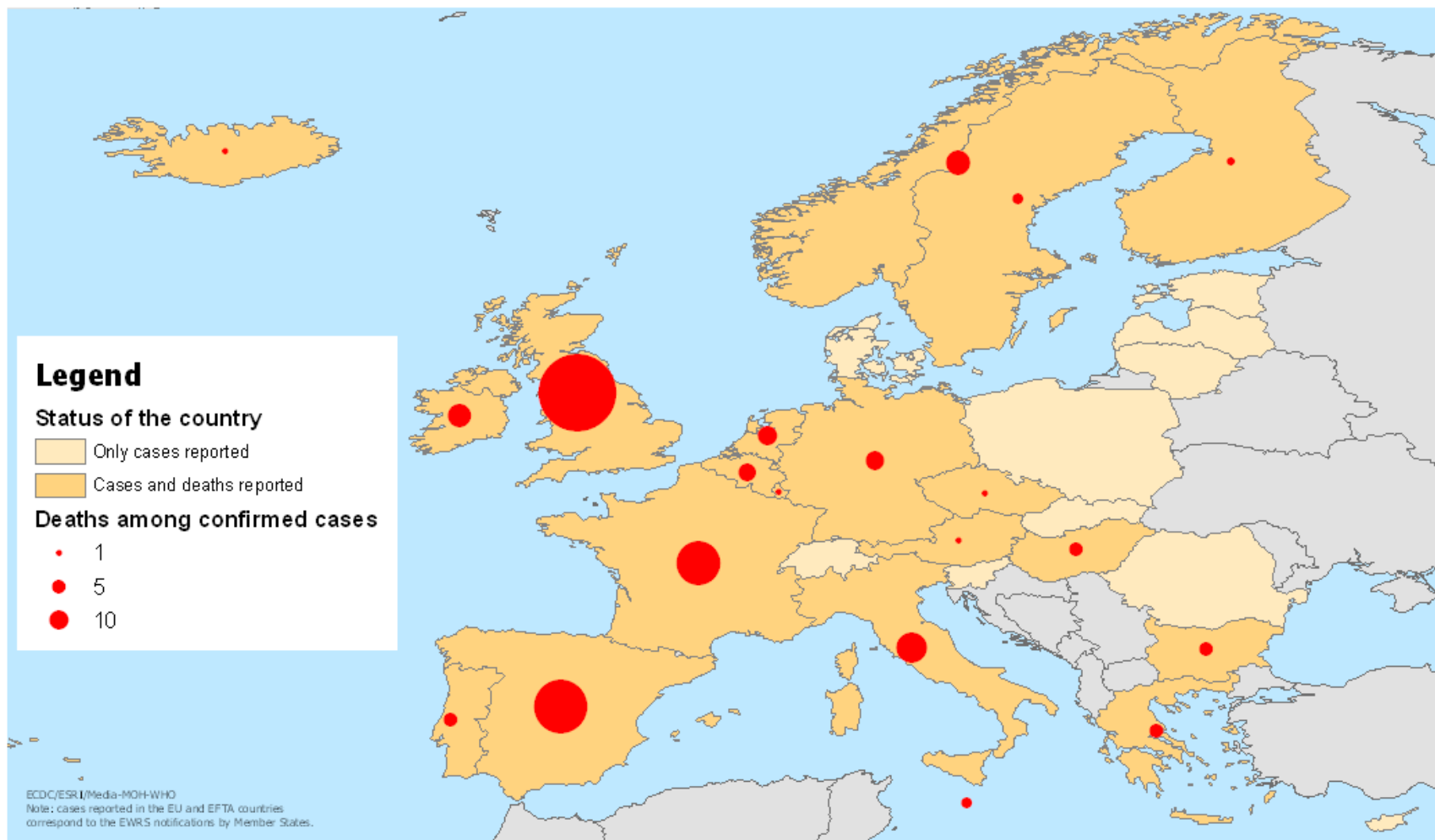
Notification week



Notification week

<sup>a</sup> The apparent increase in the number of deaths in week 43 is due to the aggregate reporting of fatal cases from Brazil from weeks 37 to 40 and to our batch report of US fatal cases since August 1<sup>st</sup>.

## Reported cumulative number of confirmed fatal cases of influenza A(H1N1)v in EU and EFTA countries, as of 06 November 2009, 09:00 hours CEST



## Reported cumulative number of confirmed fatal cases of influenza A(H1N1)v and country reporting status by country, as of 05 November 2009, 16:00 hours CEST

