

ECDC DAILY UPDATE

Pandemic (H1N1) 2009

Update 31 August 2009,
17:00 hours CEST

Main developments in past 24 hours

- ECDC strategic media monitoring review included;
- Colombian president diagnosed with pandemic influenza after South American summit;
- 343 new cases reported in the EU and EFTA countries, reaching a total of 46 016 cases.

This report is based on official information provided by the national public health websites, or through other official communication channels. An update on the number of confirmed cases as of 31 August 2009, 16:00 hours CEST, is presented in Table 1 and Table 2.

Disclaimer: *Several countries have now announced recommendations on treatment on clinical signs only and focused laboratory testing only for specific population groups or in outbreaks. For these countries, the reported numbers of cases presented in this report will severely underestimate the true incidence in the country and will not be comparable to countries still recommending laboratory tests of all suspected influenza cases.*

Weekly strategic media monitoring

ECDC's health communication unit screens and collects articles of particular interest with regard to the H1N1 pandemic's development by 10:00 am every morning. It is by no means exhaustive. The purpose of the ECDC daily strategic media monitoring is to raise awareness of present key media stories across Europe, and it should not be seen as representing the views of ECDC. This strategic media monitoring is intended for internal use in ECDC and for our communication network.

Media highlights 24–28 August

Vaccine issues, such as concerns about availability, safety and effectiveness, are increasingly being covered by the media. Several newspapers reported that a significant number of healthcare professionals in different countries were unwilling to get vaccinated against influenza A(H1N1)v. Despite these safety concerns, US news reports say that the vaccine trials are on track and the only side-effects observed to date are those similar to other influenza vaccines.

The EU Health Security Committee has outlined target and priority groups for the A(H1N1)v vaccination and a number of Member States are preparing for mass vaccination campaigns. France and the UK received their first order of the vaccine on the 28 August, several media reported.

Media also reported this week that more deaths will be caused by acute viral respiratory problems due to the new influenza as compared to seasonal influenza, and that smokers are more prone developing life-threatening complications from influenza A(H1N1)v. Brazil was reported to be the country in the world with the most deaths due to A(H1N1)v.

Media reports noticed that WHO warned that a second pandemic wave should be expected as the northern hemisphere enters the colder season. Meanwhile, the US CDC released a statement saying that there is no cause for panic over the pandemic, and several European newspapers reported that their countries were preparing for the pandemic.

Other Updates

Media reports indicate that the Colombian president has been diagnosed with pandemic (H1N1) 2009 influenza after attending a summit of South American leaders in Argentina.

Epidemiologic update

All 27 EU and 4 EFTA countries are reporting cases of pandemic (H1N1) 2009 influenza. A total of 46 016 confirmed cases, including 104 deaths, have been reported since April 2009 (Table 1). In the past 24 hours, 343 new cases from the EU and EFTA countries were confirmed.

Currently, the majority of cases have been reported from Germany. The latest available updates on hospital admissions per Member State are presented in Table 2.

Changing the format of the daily update

As the pandemic (H1N1) 2009 evolves, new types of data become increasingly important, whereas other may become less interesting. ECDC has refreshed the format of the Situation Update to better accommodate current and anticipated information needs. The name of this report changed to "Daily Update" and some changes have been made in the data reported.

Table 1 – reported cases by the EU/EFTA countries remains as before. In addition, we are publishing a new Table 2 on the number of current and cumulative hospitalisations and admission to intensive care in EU/EFTA Member States. The source of the information is official statements or surveillance reports published by national health authorities. It should be noted that indications and thresholds for hospitalisations vary by country, so the figures quoted may not be directly comparable between countries.

Assuming no changes in the national reporting system, trends of hospitalisations over time should give an accurate representation of the evolution of the pandemic. This might change if countries are faced with capacity issues within the healthcare system at a later stage of this evolving pandemic.

Table 3 lists only reported deaths for countries outside the EU/EFTA area; we have discontinued reporting the case numbers for these countries. The main reason for this is that more and more countries have stopped the reporting of new cases, and these figures no longer give a representative picture of the situation.

The two graphs now show number of reported deaths by week of report – one graph for EU/EFTA, one for the entire world. The two maps depict cumulative deaths by country, one for EU/EFTA, one for the world.

Table 1: Reported new confirmed cases and cumulative number of Pandemic (H1N1) 2009 influenza and cumulative deaths among confirmed cases by country as of 31 August 2009, 16:00 hours (CEST) in the EU and EFTA countries

| Country | Confirmed cases reported in the last 24h | Cumulative number of confirmed cases | Deaths among confirmed cases ^a |
|-------------------------------------|--|--------------------------------------|---|
| Austria (31.8.) | 12 | 314 | - |
| Belgium (30.7.) | - | 126 | 1 |
| Bulgaria (24.8.) | - | 63 | - |
| Cyprus (14.7.) | - | 297 | - |
| Czech Republic (28.8.) | - | 243 | - |
| Denmark (28.8.) | - | 543 | - |
| Estonia (28.8.) | - | 61 | - |
| Finland (27.8.) | - | 211 | - |
| France ^b (25.8.) | - | 1125 | 10 ^e |
| Germany (31.8.) | 311 | 15878 | - |
| Greece (28.8.) | - | 1839 | 1 |
| Hungary (25.8.) | - | 151 | 1 |
| Iceland (28.8.) | - | 165 | - |
| Ireland (26.8.) | - | 767 | 2 |
| Italy (26.8.) | - | 1800 | - |
| Latvia (29.8.) | - | 27 | - |
| Liechtenstein (6.8.) | - | 5 | - |
| Lithuania (26.8.) | - | 48 | - |
| Luxembourg (28.8.) | - | 144 | - |
| Malta (31.8.) | 13 | 270 | 1 |
| Netherlands ^c (27.8.) | - | 1473 | 2 |
| Norway (26.8.) | - | 1025 | - |
| Poland (26.8.) | - | 155 | - |
| Portugal (27.8.) | - | 2244 | - |
| Romania (29.8.) | - | 305 | - |
| Slovakia (27.8.) | - | 117 | - |
| Slovenia (31.8.) | 7 | 217 | - |
| Spain (28.8.) | - | 1538 | 21 |
| Sweden (26.8.) | - | 756 | - |
| Switzerland (28.8.) | - | 1014 | - |
| United Kingdom ^d (27.8.) | - | 13095 | 65 |
| Total | 343 | 46016 | 104 |

Note: cases reported in the EU and EFTA countries correspond to the EWRS notifications by Member States or Ministry of Health websites. *Countries shaded with gray are not recommending laboratory tests for all suspect cases, therefore comparisons in time or between these countries should not be made at present.*

^a Deaths are included in the cumulative number of confirmed cases

^b Cases reported from France include those reported from the overseas territories (434).

^c Cases from the Netherlands include those reported from Aruba and the Dutch Antilles

^d Cases reported from the United Kingdom include the number of individual cases from the following overseas territories: Anguilla, The Falklands, Gibraltar, Sovereign Base Area Cyprus, Turks and Caicos Islands (78)

^e Deaths reported from France include 5 in New Caledonia, 3 in the French Polynesia and 2 in mainland France.

Table 2: Reported number of confirmed Pandemic (H1N1) 2009 influenza cases admitted to hospitals and intensive care by country as of 31 August 2009, 16:00 hours (CEST) in the EU and EFTA countries

| Country (date of report) | Most recent number of cases admitted in hospitals | Cumulative number of cases admitted in hospitals | Most recent number of cases admitted to intensive care | Cumulative number of cases admitted to intensive care |
|-------------------------------------|--|---|---|--|
| Austria (7.8.) | 0 | - | 0 | - |
| Belgium (27.8.) | - | - | - | - |
| Bulgaria | - | - | - | - |
| Cyprus | - | - | - | - |
| Czech Republic (17.8.) | 0 | - | 0 | - |
| Denmark (26.8) | - | 4 | - | - |
| Estonia (14.8.) | 0 | 0 | 0 | 0 |
| Finland (18.8.) | - | - | - | - |
| France ^a (25.8.) | 11 | 83 | 5 | 10 |
| Germany (31.8.) | - | - | - | - |
| Greece (29.8.) | - | - | 1 | - |
| Hungary (19.8.) | - | 27 | - | - |
| Iceland (26.8.) | 0 | 0 | 0 | 0 |
| Ireland (27.8.) | 18 | 61 | 4 | 6 |
| Italy (29.8.) | - | - | 1 | - |
| Latvia (13.8.) | - | 1 | - | - |
| Liechtenstein (19.8.) | - | - | - | - |
| Lithuania (13.8.) | - | - | - | - |
| Luxemburg (14.8.) | - | - | 0 | 0 |
| Malta | - | - | - | - |
| Netherlands (20.8.) | 18 | 46 | - | - |
| Norway (26.8.) | - | - | - | - |
| Poland (26.8.) | - | - | - | - |
| Portugal (20.8.) | 8 | - | - | - |
| Romania | - | 18 | - | - |
| Slovakia (12.8.) | 2 | 33 | 0 | 0 |
| Slovenia (10.8.) | - | - | - | - |
| Spain (20.8.) | - | - | 32 | 91 |
| Sweden (27.8.) | - | - | - | - |
| Switzerland (26.8.) | - | 16 | - | 1 |
| United Kingdom ^b (27.8.) | 218 | - | 30 | - |

Note: Data for the EU and EFTA countries correspond to the Ministry of Health or surveillance centre websites. New updates are shaded in yellow. (-) denotes no information readily available in official sources.

^aCases reported from France include those reported from the overseas territories. ^bData includes all probable cases for England only. Does not include Scotland (114 cumulative hospitalisations), Wales (38) and Northern Ireland (36).

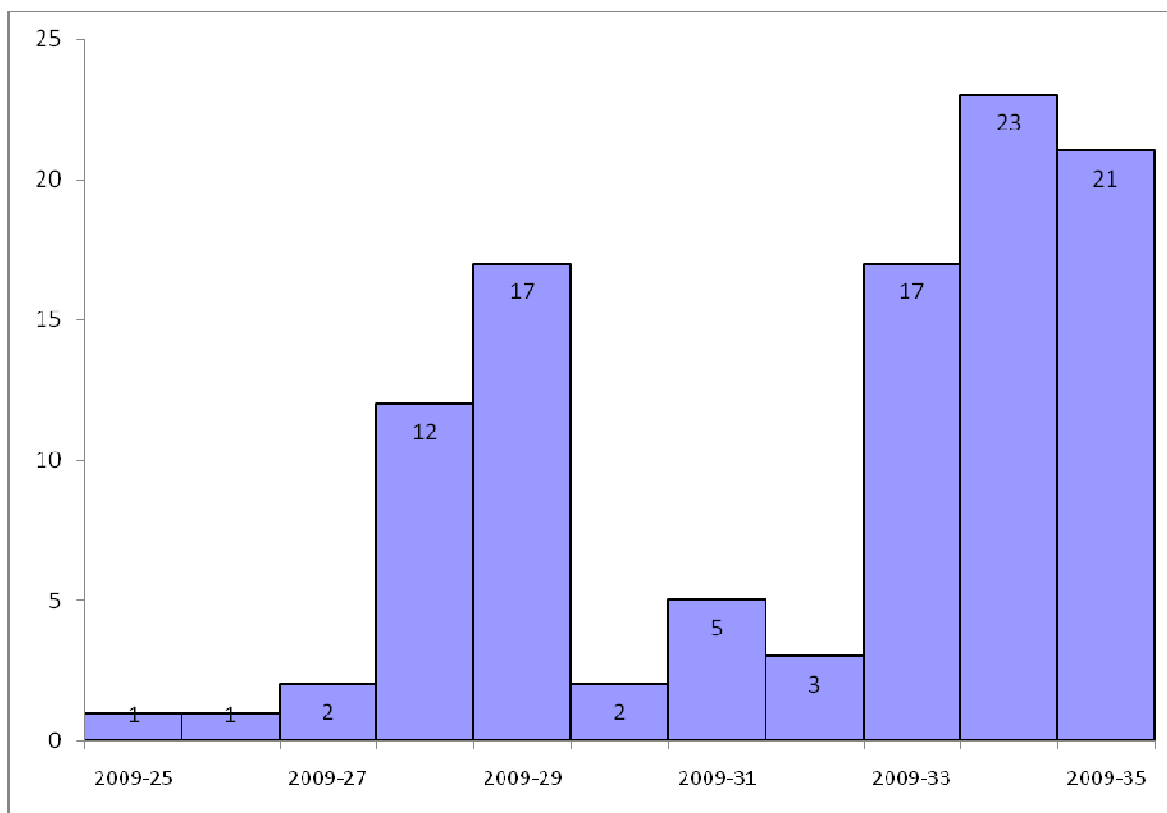
Table 3. Reported number of new and cumulative confirmed fatal Pandemic (H1N1) 2009 influenza cases by country as of 31 August 2009, 16:00 hours (CEST) outside of the EU/EFTA area

| Country | Number of new fatal cases since previous national update | Cumulative number of fatal cases |
|--|--|----------------------------------|
| OTHER EUROPEAN COUNTRIES & CENTRAL ASIA | | |
| No deaths reported | - | - |
| MEDITERRANEAN AND MIDDLE-EAST | | |
| Bahrain | 1 | 1 |
| Egypt | - | 1 |
| Iran | - | 1 |
| Iraq | - | 1 |
| Israel | 1 | 15 |
| Kuwait | 3 | 5 |
| Lebanon | - | 1 |
| Occupied Palestinian Territory | - | 1 |
| Oman | 1 | 6 |
| Qatar | - | 1 |
| Saudi Arabia | 3 | 19 |
| Syria | 1 | 2 |
| United Arab Emirates | 1 | 2 |
| Yemen | - | 1 |
| AFRICA | | |
| Ghana | - | 1 |
| Mauritius | - | 5 |
| South Africa | 5 | 25 |
| NORTH AMERICA | | |
| Canada | - | 72 |
| Mexico | - | 184 |
| USA | - | 556 |
| CENTRAL AMERICA & CARIBBEAN | | |
| Cayman Islands | - | 1 |
| Costa Rica | - | 33 |
| Dominican Republic | 3 | 8 |
| El Salvador | - | 17 |
| Guatemala | - | 12 |
| Honduras | 1 | 8 |
| Jamaica | - | 4 |
| Nicaragua | - | 4 |
| Panama | - | 7 |
| Saint Kitts and Nevis | - | 1 |

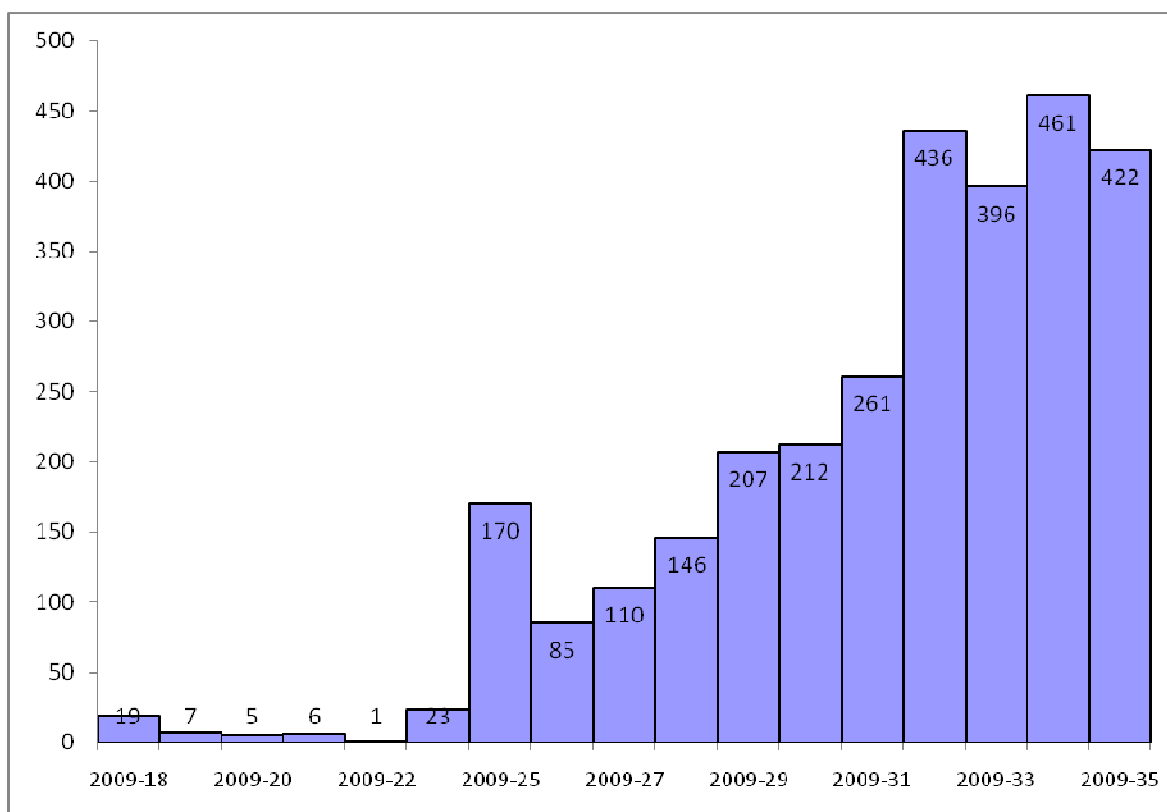
| SOUTH AMERICA | | |
|------------------------------------|-----------|-------------|
| Argentina | - | 465 |
| Bolivia | - | 19 |
| Brazil | - | 557 |
| Chile | - | 130 |
| Colombia | - | 29 |
| Ecuador | 4 | 40 |
| Paraguay | - | 41 |
| Peru | - | 80 |
| Uruguay | - | 22 |
| Venezuela | - | 24 |
| NORTH-EAST & SOUTH ASIA | | |
| Hong Kong SAR China | 2 | 6 |
| India | 15 | 93 |
| Japan | - | 3 |
| South Korea | - | 3 |
| Taiwan | - | 5 |
| SOUTH-EAST ASIA | | |
| Brunei Darussalam | - | 1 |
| Indonesia | 2 | 8 |
| Laos Peoples Democratic Republic | - | 1 |
| Malaysia | - | 72 |
| Philippines | - | 8 |
| Singapore | 2 | 15 |
| Thailand | - | 119 |
| Vietnam | - | 2 |
| AUSTRALIA & PACIFIC | | |
| Australia | - | 150 |
| Cook Islands | - | 1 |
| Marshall Islands | 1 | 1 |
| New Zealand | 1 | 17 |
| Samoa | - | 2 |
| Tonga | - | 1 |
| TOTAL | 47 | 2910 |

Note: cases reported in non-EU and EFTA countries correspond to cases published on Ministry of Health websites, or through WHO, or through credible media source quoting national authorities. Therefore, some of these cases may be taken out at a later stage if not validated. Yellow shading indicates a new update has been recorded for the country during the past 24 hours.

Figure 1: Number of confirmed deaths among Pandemic (H1N1) 2009 influenza cases by week of notification. EU and EFTA countries (upper panel, week 25 to week 34, 2009) and world (lower panel, week 18 to week 34, 2009).

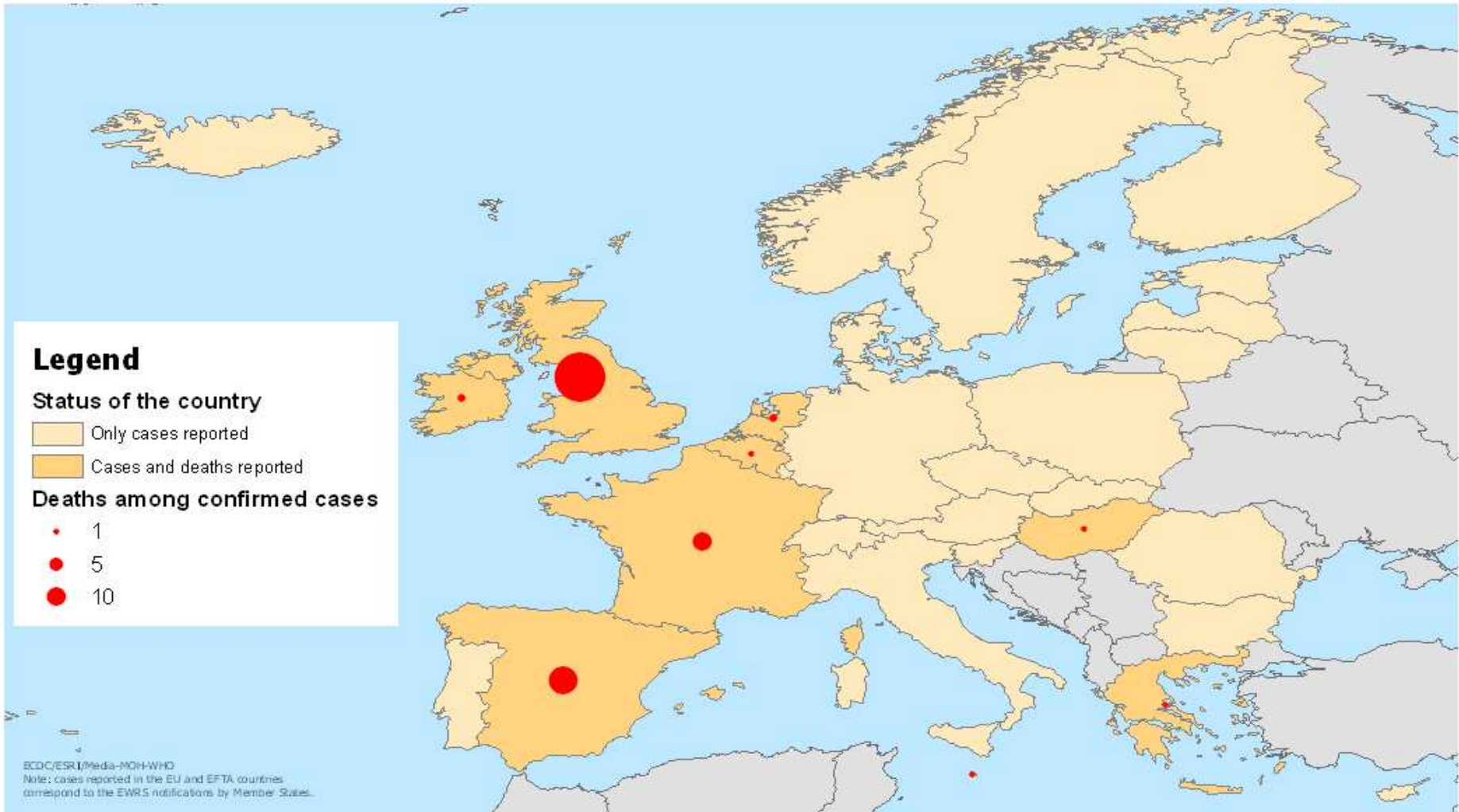


Notification week



Notification week

Reported cumulative number of confirmed fatal cases of influenza A(H1N1)v in EU and EFTA countries, as of 31 August 2009, 16:00 hours CEST



Reported cumulative number of confirmed fatal cases of influenza A(H1N1)v and country reporting status by country, as of 31 August 2009, 16:00 hours CEST

