

ECDC DAILY UPDATE

Pandemic (H1N1) 2009

Update 18 August 2009,
17:00 hours CEST

Main developments in past 24 hours

- 491 new cases reported in the EU and EFTA countries, reaching a total of 39 427 cases; Spain and Ireland reported one new death each; Malta reported its first death;
- 5 285 new cases including 34 fatal cases, were reported from non-EU and EFTA countries, reaching a cumulative total of 197 702 cases.

This report is based on official information provided by the national public health websites, or through other official communication channels. An update on the number of confirmed cases as of 18 August 2009, 16:00 hours CEST, is presented in Table 1 and Table 2.

Disclaimer: *Several countries have now announced recommendations on treatment on clinical signs only and focused laboratory testing only for specific population groups or in outbreaks. For these countries, the reported numbers of cases presented in this report will severely underestimate the true incidence in the country and will not be comparable to countries still recommending laboratory tests of all suspected influenza cases.*

Epidemiologic update

Out of the 27 EU and 4 EFTA countries, all countries have reported cases of influenza A(H1N1)v. A total of 39 427 confirmed cases of influenza A(H1N1)v infection, including 63 deaths have been reported since April 2009 (Table 1). In the past 24 hours, 491 new cases, including 3 new fatal cases from Spain, Ireland and Malta, were reported from the EU and EFTA countries. Currently, the majority of the cases are being reported from Germany. During this week, we have identified public reports of currently hospitalised cases from 5 countries (Table 2). The majority of the hospitalized cases have been reported from UK, specifically from England.

Outside of the EU and EFTA countries, a total of 5 285 new cases have been reported within the last 24 hours. 34 fatal cases were also reported (Table 3). In total, 197 702 cases including 2 081 fatal cases have been reported from non-EU and EFTA countries. Media reports discuss increasing numbers of cases being reported in countries on the northern and eastern side of the Indian Ocean, as well as South Africa. Most North, Central and South American countries have passed the peak incidence period, according to media reports and supported by the official reports.

Globally, the total number of confirmed and reported influenza A (H1N1)v cases to date is 237 129 including 2 144 deaths.

Other developments

Retraction: Switzerland yet to publish the priority groups for vaccination

In the Daily Update 14 August we reported that Switzerland and UK had published their priority groups for vaccination. The report on Switzerland was based on a media source and Swiss authorities have now clarified that this news item was referring to the recommendations of an advisory group, the experts commission, and is not the official position of the government. The final decision will be made by the Federal Office of Public Health at a later stage.

Changing the format of the daily report

As the influenza pandemic evolves, new types of data become increasingly important, whereas other may become less interesting. ECDC has refreshed the format of the Situation Update to better accommodate current and anticipated information needs. The name of this report changed to "Daily Update" and some changes have been made in the data reported.

Table 1 – reported cases by the EU/EFTA countries remains as before. In addition, we are publishing a new Table 2 on the number of current and cumulative hospitalisations and admission to intensive care in EU/EFTA Member States. The source of the information is official statements or surveillance reports published by national health authorities. It should be noted that indications and thresholds for hospitalisations vary by country, so the figures quoted may not be directly comparable between countries.

Assuming no changes in the national reporting system, trends of hospitalisations over time should give an accurate representation of the evolution of the pandemic. This might change if countries are faced with capacity issues within the healthcare system at a later stage of this evolving pandemic.

Table 3 lists only reported deaths for countries outside the EU/EFTA area; we have discontinued reporting the case numbers for these countries. The main reason for this is that more and more countries have stopped the reporting of new cases, and these figures no longer give a representative picture of the situation.

The two graphs now show number of reported deaths by week of report – one graph for EU/EFTA, one for the entire world. The two maps depict cumulative deaths by country, one for EU/EFTA, one for the world.

Table 1: Reported new confirmed cases and cumulative number of influenza A(H1N1)v and cumulative deaths among confirmed cases by country as of 18 August 2009, 16:00 hours (CEST) in the EU and EFTA countries

Country	Confirmed cases reported in the last 24h	Cumulative number of confirmed cases	Deaths among confirmed cases ^a
Austria	-	222	-
Belgium	-	126	1
Bulgaria	-	51	-
Cyprus	-	297	-
Czech Republic	8	209	-
Denmark	-	444	-
Estonia	-	56	-
Finland	4	200	-
France ^b	-	1125	1
Germany	373	12493	-
Greece	-	1424	-
Hungary	10	143	1
Iceland	-	135	-
Ireland	-	574	2
Italy	-	1238	-
Latvia	-	23	-
Liechtenstein	-	5	-
Lithuania	-	40	-
Luxemburg	-	118	-
Malta	27	231	1
Netherlands ^c	-	1473	1
Norway	-	868	-
Poland	7	150	-
Portugal	-	1377	-
Romania	6	262	-
Slovakia	2	98	-
Slovenia	1	202	-
Spain	-	1538	12
Sweden	-	602	-
Switzerland	53	800	-
United Kingdom ^d	-	12903	44
Total	491	39427	63

Note: cases reported in the EU and EFTA countries correspond to the EWRS notifications by Member States or Ministry of Health websites. *Countries shaded with gray are not recommending laboratory tests for all suspect cases, therefore comparisons in time or between these countries should not be made at present.*

^aDeaths are included in the cumulative number of confirmed cases

^bCases reported from France include those reported from the overseas territories (434)

^cCases from the Netherlands include those reported from Aruba and the Dutch Antilles

^dCases reported from the United Kingdom include the number of individual cases from the following overseas territories: Anguilla, The Falklands, Gibraltar, Sovereign Base Area Cyprus, Turks and Caicos Islands (78)

Table 2: Reported number of confirmed influenza A(H1N1)v cases admitted to hospitals and intensive care by country as of 18 August 2009, 16:00 hours (CEST) in the EU and EFTA countries

Country (date of report)	Most recent number of cases admitted in hospitals	Cumulative number of cases admitted in hospitals	Most recent number of cases admitted to intensive care	Cumulative number of cases admitted to intensive care
Austria (7.8.)	0	-	0	-
Belgium (7.8.)	0	-	0	-
Bulgaria	-	-	-	-
Cyprus	-	-	-	-
Czech Republic (17.8.)	0	-	0	-
Denmark (13.8.)	-	-	-	-
Estonia (14.8.)	0	0	0	0
Finland (4.8.)	-	-	-	-
France ^a (12.8.)	5	53	4	10
Germany (17.8.)	-	-	-	-
Greece (13.8.)	-	-	1	-
Hungary (7.8.)	-	-	-	-
Iceland (7.8.)	0	0	0	0
Ireland (13.8.)	4	41	-	-
Italy (17.7.)	-	-	-	-
Latvia (13.8.)	-	1	-	-
Liechtenstein (13.8.)	-	-	-	-
Lithuania (13.8.)	-	-	-	-
Luxemburg (14.8.)	-	-	0	0
Malta	-	-	-	-
Netherlands (14.8.)	-	28	-	-
Norway (12.8.)	-	-	-	-
Poland (4.8.)	-	-	-	-
Portugal (17.8.)	9	-	4	-
Romania	-	18	-	-
Slovakia (12.8.)	2	33	0	0
Slovenia (10.8.)	-	-	-	-
Spain (14.8.)	-	-	29	77
Sweden (6.8.)	-	-	-	-
Switzerland (17.8.)	-	11	-	1
United Kingdom ^b (13.8.)	371	-	55	-

Note: Data for the EU and EFTA countries correspond to the Ministry of Health or surveillance centre websites. New updates are shaded in yellow. (-) denotes no information readily available in official sources.

^aCases reported from France include those reported from the overseas territories. ^bData for England only. Does not include Scotland (94 cumulative hospitalisations), Wales (33) and Northern Ireland (14).

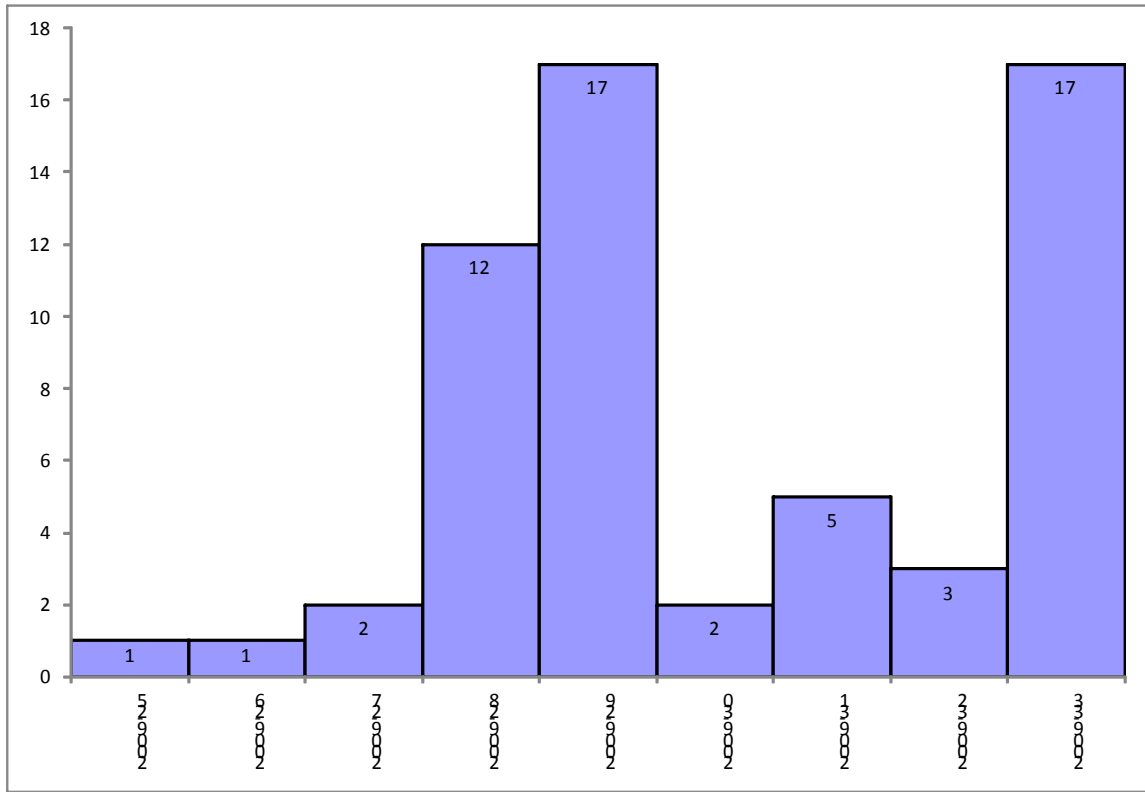
Table 3. Reported number of new and cumulative confirmed fatal pandemic influenza (H1N1) 2009 cases by country as of 18 August 2009, 16:00 hours (CEST) outside of the EU/EFTA area

Country	Number of new fatal cases since previous national update	Cumulative number of fatal cases
OTHER EUROPEAN COUNTRIES & CENTRAL ASIA		
No deaths reported	-	-
MEDITERRANEAN AND MIDDLE-EAST		
Egypt	-	1
Iraq	-	1
Israel	2	10
Lebanon	-	1
Occupied Palestinian Territory	-	1
Qatar	-	1
Saudi Arabia	-	14
AFRICA		
Ghana	-	1
Mauritius	2	3
South Africa	-	6
NORTH AMERICA		
Canada	-	66
Mexico	-	163
USA	-	477
CENTRAL AMERICA & CARIBBEAN		
Cayman Islands	-	1
Costa Rica	-	29
Dominican Republic	-	5
El Salvador	-	12
Guatemala	-	10
Honduras	-	7
Jamaica	-	4
Nicaragua	-	1
Panama	2	6
Saint Kitts and Nevis	-	1
SOUTH AMERICA		
Argentina	-	404
Bolivia	-	14
Brazil	-	192
Chile	-	112
Colombia	-	18
Ecuador	-	23

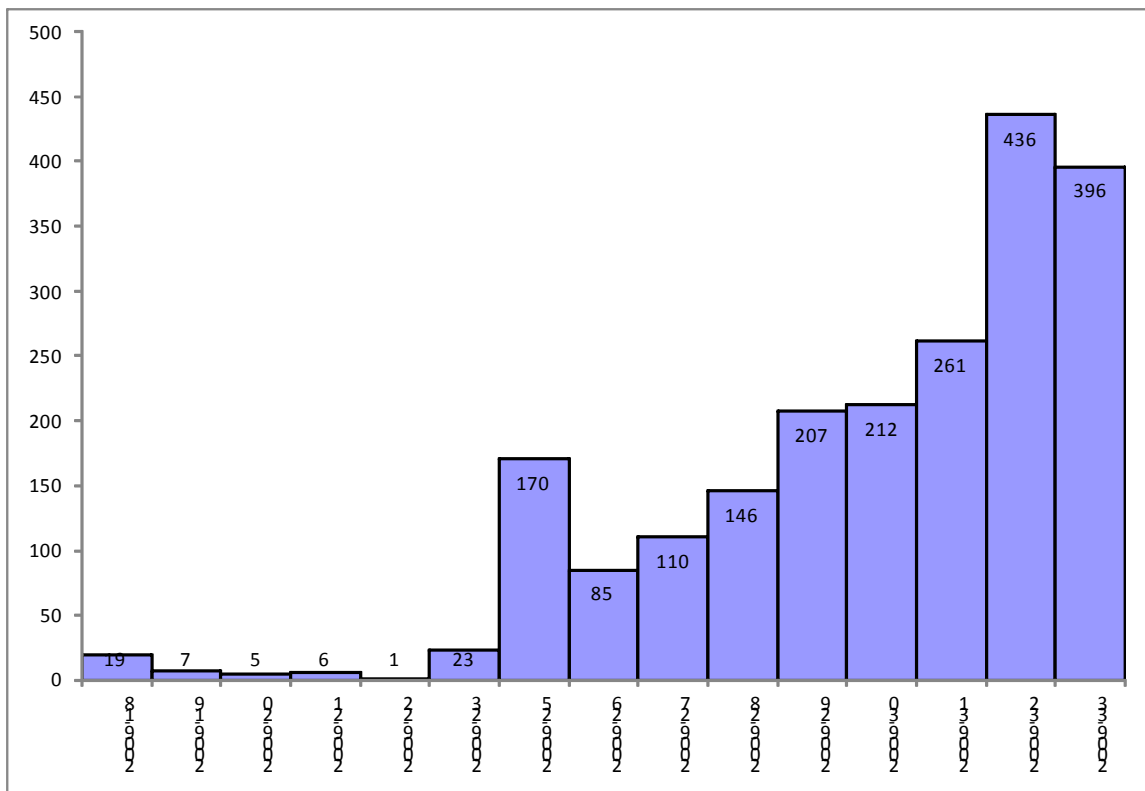
Paraguay	-	39
Peru	17	62
Uruguay	-	22
Venezuela	-	12
NORTH-EAST & SOUTH ASIA		
Hong Kong SAR China	-	4
India	-	25
Japan	-	1
South Korea	-	2
Taiwan	-	2
SOUTH-EAST ASIA		
Brunei Darussalam	-	1
Indonesia	-	4
Laos Peoples Democratic Republic	-	1
Malaysia	3	67
Philippines	-	8
Singapore	-	11
Thailand	-	97
Vietnam	-	2
AUSTRALIA & PACIFIC		
Australia	6	118
Cook Islands	1	1
New Zealand	1	15
Samoa	-	2
Tonga	-	1
TOTAL	34	2081

Note: cases reported in non-EU and EFTA countries correspond to cases published on Ministry of Health websites, or through WHO, or through credible media source quoting national authorities. Therefore, some of these cases may be taken out at a later stage if not validated. Yellow shading indicates a new update has been recorded for the country during the past 24 hours.

Figure 1: Number of confirmed deaths among pandemic influenza (H1N1) 2009 cases by week of notification. EU and EFTA countries (upper panel, week 25 to week 33 2009) and world (lower panel, week 18 to week 33) 2009).

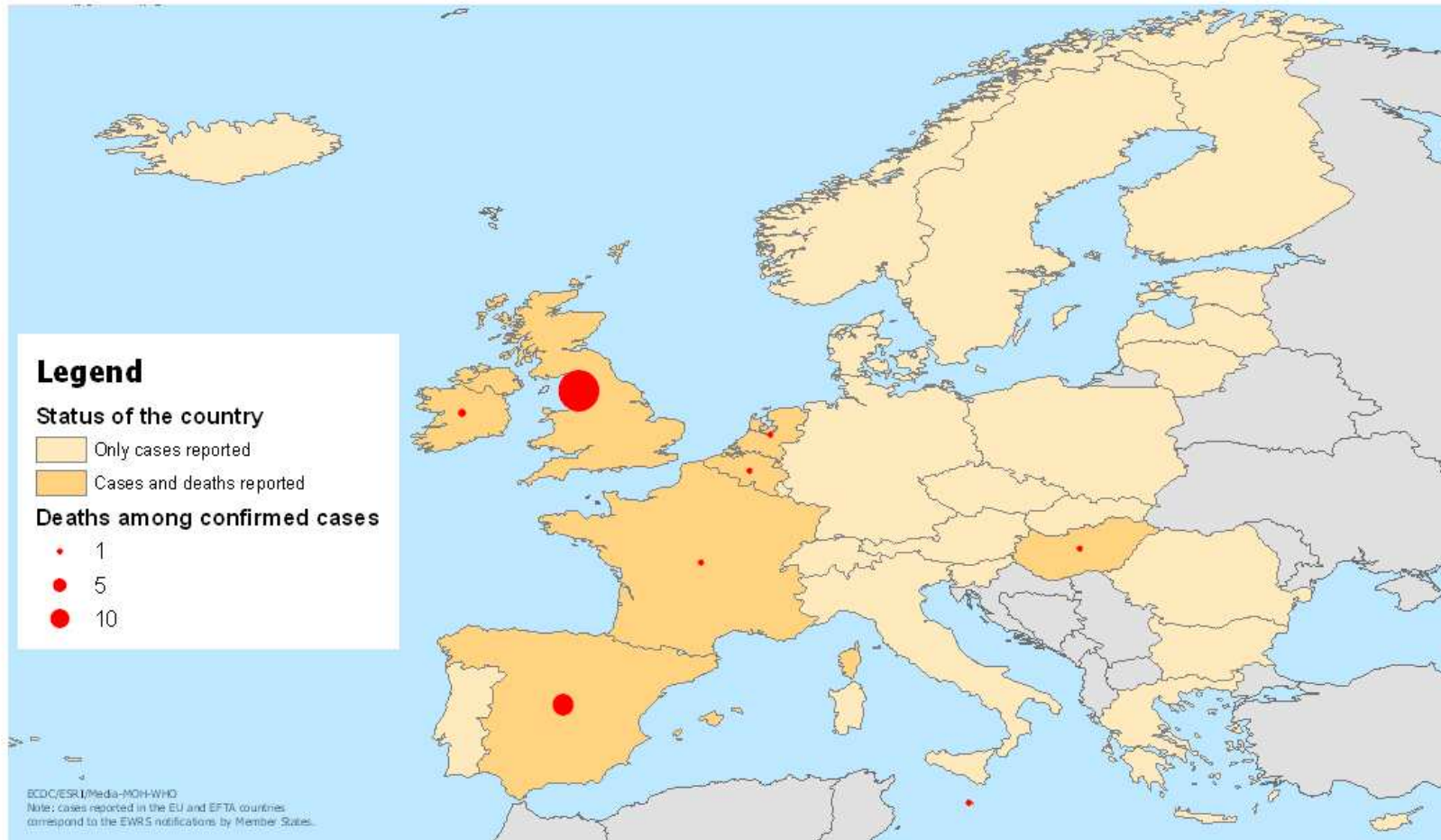


Notification week



Notification week

Reported cumulative number of confirmed fatal cases of influenza A(H1N1)v in EU and EFTA countries, as of 18 August 2009, 16:00 hours CEST



Reported cumulative number of confirmed fatal cases of influenza A(H1N1)v and country reporting status by country, as of 18 August 2009, 16:00 hours CEST

